

VENICE 2015 ARRHYTHMIAS

Venice, Italy. October 16-18 2015

14th Edition

Presidents:

Antonio Raviele
Andrea Natale
Sakis Themistoclakis

FINAL PROGRAM



INCLUDING SESSIONS ON:

**FOOD &
ARRHYTHMIAS**

*D*ear Colleagues and Friends,
We would like to extend a warm welcome to all the participants of
VeniceArrhythmias2015.

For this 14th Anniversary of the International Workshop on Cardiac Arrhythmias we expect more than 1500 attendees, coming from over 60 countries.

The aim of the Workshop is to exchange the state-of-the-art information on the diagnosis and management of patients with cardiac arrhythmias, and to present and discuss the most recent advances in the field of basic and clinical cardiac electrophysiology and pacing.

The Scientific program is developed within 3 days in 7 concurrent meeting rooms run by the most world-wide recognized leaders for a total of about 90 sessions.

Among the different topics, this year, the Workshop will especially focus on the following central themes: atrial fibrillation from A to Z, Antithrombotic therapy for cardiac arrhythmias, arrhythmias in the elderly, Arrhythmogenic genetic syndrome, contemporary and controversial issue in cardiac pacing, HF and CRT, ICD leads evolution, lead extraction and device infection, mechanisms and ablation of cardiac arrhythmias, new technologies and techniques in catheter ablation, present your most challenging cases ~ rising stars and more, remote monitoring of cardiac arrhythmias/device, role of cardiac imaging in electrophysiology, sport and arrhythmias, stroke prevention/AF therapy trial, sudden cardiac death and ICD, surgical vs electrophysiological interventions for cardiac arrhythmias, syncope 2015 update.

The program is organized in different sessions: from main symposia to debates, lectures, satellite events, oral and poster communications and allied professionals program.

The meeting will also include special Corner Sessions on different topics, prepared in cooperation with Scientific Societies or representatives of geographic areas, didactic teaching Core Curricula with up-to-date information and relevant clinical implications.

Besides the scientific agenda, the Workshop will give you the opportunity to meet your colleagues, discover the latest innovations of the sector and meet the representatives of medical companies.

We urge you not to miss, among the others, the Opening Ceremony with the Distinguished Scientist and the Distinguished teacher Golden Lionel Awards, the Best Abstract Award and the Breakthrough Communication Award in Arazzi Room at Fondazione Cini on October 16th.

The unique setting of the Giorgio Cini Foundation, our Congress venue, is an integrating part of the whole VeniceArrhythmias experience: it certainly represents the ideal surrounding for reflection and study and will definitely favour socialization and friendship between faculty and attendees.

Finally, we invite you to fully appreciate your stay in the city by discovering the charming Venice's artistic treasures, and the many tourist attractions that this unique location can offer.

Wishing you a productive and memorable experience in Venice.

Your sincerely,


Antonio Raviele
MD, FESC, FHRS



Andrea Natale
MD, FACC, FESC, FHRS



Sakis Themistoclakis
MD



Endorsements and Auspices, Presidents, Committees & Faculty	3
General Information	9
General Scientific Overview	16
Detailed Scientific Program	23
Friday, October 16	23
..... Opening Ceremony	23
..... Allied Professionals Corners	30
..... Poster Area	34
Saturday, October 17	36
Sunday, October 18	45
..... Poster Area	52
Sponsors and Exhibitors List	54
Congress Venue & Exhibition Floor Plan	60

Presidents



Antonio Raviele

Alliance to Fight
Atrial fibrillation
- ALFA -

Venice-Mestre, Italy



Andrea Natale

Texas Cardiac
Arrhythmia Institute

St. David's
Medical Center
Austin, USA



Sakis Themistoclakis

Department of
Cardiothoracic
& Vascular Medicine

Ospedale dell'Angelo
Venice-Mestre, Italy



Azienda
ULSS 12 Veneziana

Scientific Secretariat



Antonio Rossillo
Cardiology Department
Ospedale San Bortolo
Vicenza, Italy

Organizing Committee

President

Giuseppe Dal Ben, Italy

Members

Amin Al-Ahmad, USA
Robert Canby, USA
Paolo China, Italy
Andrea Corrado, Italy
Vittorio Dorrucchi, Italy
Rita Finotto, Italy
Gerald J. Gallinghouse, USA
Giuseppe Grassi, Italy
Rodney P. Horton, USA

Onofrio Lamanna, Italy
Michela Madalosso, Italy
Domenico Mangino, Italy
Andrea Natale, USA
Antonio Raviele, Italy
Fausto Rigo, Italy
Antonio Rossillo, Italy
Javier E. Sanchez, USA
Sakis Themistoclakis, Italy

Congress Venue

Fondazione Giorgio Cini
Isola San Giorgio Maggiore
Venice - Italy



Endorsed by:



EHRA,
a Registered Branch of the ESC



HRS
Heart Rhythm Society

Under the Patronages of:



Ministero della Salute



Veneto Region



Province of Venice



Municipality of Venice



Azienda
ULSS 12 Veneziana

Under the auspices of:



AA
Arrhythmia Alliance



AFA
Atrial Fibrillation Association



AIAC
Associazione Italiana
di Aritmologia e Cardiostimolazione



ALFA
Alliance to Fight Atrial fibrillation



ANCE
Associazione Italiana
Cardiologi Extraospedalieri



ANMCO
Associazione Nazionale Medici
Cardiologi Ospedalieri



APHRS
Asia Pacific Heart Rhythm Society



ARCA
Associazione Regionale
Cardiologi Ambulatoriali



CHRS
Canadian
Heart Rhythm Society



CSPE
Chinese Society of Pacing and
Electrophysiology



ECAS
European Cardiac
Arrhythmia Society



FIC
Federazione Italiana
di Cardiologia



GIEC
Gruppo per l'Intervento nelle
Emergenze Cardiologiche



GITIC
Gruppo Italiano Infermieri
di Cardiologia



IHRS
Indian Heart Rhythm Society



ISHNE
International Society for Holter &
Noninvasive Electrocardiology

Under the auspices of:



JHRS
Japanese Heart Rhythm Society



RSCA
All Russian Scientific Societies of
Arrhythmology, Electrophysiology and
Pacing



SADEC
Sociedad Argentina de
Electrofisiología Cardíaca



SICSPORT
Società Italiana
di Cardiologia dello Sport



SMC
Sociedad Mexicana
de Cardiología



SOBRAC
Sociedade Brasileira
de Arritmias Cardíacas



SOLAECE
Sociedad Latinoamericana de
Estimulación Cardíaca
y Electrofisiología



SOMEEC
Sociedad Mexicana de Electrofisiología
e Estimulación Cardíaca



STARS
Syncope Trust and
Reflex Anoxic Seizures



StopAfib
StopAfib Association



TKD
Turkish Society of Cardiology



WHF
World Heart Federation



WSA
World Society of Arrhythmias

Program Chairmen

- L. Aguinaga / Tucumán, Argentina
 E. Aliot / Vandoeuvre-lès-Nancy, France
 A. Al-Khadra / Riyadh, UAE
 A. Alsheikh-Ali / Abu Dhabi, UAE
 D.G. Benditt / Minneapolis, USA
 J.J. Blanc / Brest, France
 M.G. Bongiorno / Pisa, Italy
 G. Boriani / Bologna, Italy
 G.L. Botto / Como, Italy
 J. Brachmann / Coburg, Germany
 H. Calkins / Baltimore, USA
 D.J. Callans / Philadelphia, USA
 A.J. Camm / London, UK
 R. Cappato / Rozzano, Italy
 R. Choudhury / Shariah, UAE
 S.J. Connolly / Hamilton, Canada
 S. Damiani / Venice-Mestre, Italy
 D.W. Davies / London, UK
 L. Di Biase / New York, USA
 J.R. Edgerton / Dallas, USA
 A.E. Epstein / Philadelphia, USA
 G.M. Francese / Catania, Italy
 M. Gasparini / Rozzano, Italy
 F. Giada / Noale, Italy
 M.R. Gold / Charleston, USA
 B. Gorenek / Eskisehir, Turkey
 P. Guerra / Montreal, Canada
 G. Hindricks / Leipzig, Germany
 S.H. Hohnloser / Frankfurt, Germany
 C. Jazra / Beirut, Lebanon
 W. Jung / Villingen-Schwenningen, Germany
 J.M. Kalman / Melbourne, Australia
 C. Kennergren / Gothenburg, Sweden
 F. Kiliçaslan / Istanbul, Turkey
 Y.H. Kim / Seoul, Korea
 C.P. Lau / Hong Kong, China
 S. Lévy / Marseille, France
 G.Y.H. Lip / Birmingham, UK
 M. Lunati / Milan, Italy
 D. Mangino / Venice-Mestre, Italy
 J. Mansourati / Brest, France
 F.E. Marchlinski / Philadelphia, USA
 B. J. Maron / Minneapolis, USA
 M.F. Márquez / Mexico City, Mexico
 C.A. Morillo / Hamilton, Canada
 Y. Nakazato / Tokyo, Japan
 C. Narasimhan / Hyderabad, India
 A. Natale / Austin, USA
 S. Nisam / Brussels, Belgium
 K. Okumura / Hiroasaki, Japan
 B. Olshansky / Iowa City, USA
 E.N. Prystowsky / Indianapolis, USA
 A. Raviele / Venice-Mestre, Italy
 A. Revishvili / Moscow, Russia
 A. Rossillo / Vicenza, Italy
 E. Saad / Rio de Janeiro, Brazil
 S. Saksena / New Brunswick, USA
 M. Santini / Rome, Italy
 M. Santomauro / Naples, Italy
 M. Scanavacca / Sao Paulo, Brazil
 M.M. Scheinman / San Francisco, USA
 W.K. Shen / Phoenix, USA
 K.K. Sethi / New Delhi, India
 J.S. Steinberg / New York, USA
 W.G. Stevenson / Boston, USA
 V. Sulimov / Moscow, Russia
 S. Themistoclakis / Venice-Mestre, Italy
 B. Thomas / Austin, USA
 P.E. Vardas / Heraklion, Greece
 A. Verma / Toronto, Canada
 J.F. Viles Gonzalez / Miami, USA
 S. Viskin / Tel Aviv, Israel
 A.A. Wilde / Amsterdam, The Netherlands
 W. Zareba / Rochester, USA
 S. Zhang / Beijing, China

Faculty

- M.J. Ackerman / Rochester, USA
 L. Aguinaga / Tucumán, Argentina
 V.K. Ajith Kumar / Trivandrum, India
 A. Al-Ahmad / Austin, USA
 A. Al-Khadra / Riyadh, UAE
 G. Al-Mohani / Abu Dhabi, UAE
 N. Al-Rawahi / Muscat, Oman
 P. Alboni / Ferrara, Italy
 S. Alkaabi / Abu Dhabi, UAE
 A. Alsheikh-Ali / Abu Dhabi, UAE
 H. Alvin / San Francisco, USA
 B. Amasyali / Kütahya, Turkey
 D. Andresen / Berlin, Germany
 I. Anguera / Madrid, Spain *
 E. Anter / Boston, USA
 N. Asaad / Doha, Qatar
 I. Atar / Ankara, Turkey
 R. Bai / Wuhan, China
 H. Barajas / Mexico City, Mexico
 S. Barbera / East Setauket, USA
 C. Basso / Padua, Italy
 S. Beheiry / San Francisco, USA
 D.G. Benditt / Minneapolis, USA
 R.D. Berger / Baltimore, USA
 E. Bertaglia / Padua, Italy
 J. Beyer-Westendorf / Dresden, Germany
 A. Biffi / Rome, Italy
 C. Bilato / Padua, Italy
 J.J. Blanc / Brest, France
 P.E. Bloch Thomsen / Aalborg, Denmark
 M.G. Bongiorno / Pisa, Italy
 A. Bonso / Feltre, Italy
 L. Bontempi / Brescia, Italy
 G. Boriani / Bologna, Italy
 G.L. Botto / Como, Italy
 J. Brachmann / Coburg, Germany
 J. Bradfield / Los Angeles, USA
 M. Brignole / Lavagna, Italy
 T.J. Bunch / Murray, USA
 J.D. Burkhardt / Austin, USA
 H. Burri / Geneva, Switzerland
 C. Butter / Bernau, Germany
 H. Calkins / Baltimore, USA
 D.J. Callans / Philadelphia, USA
 L. Calò / Rome, Italy
 A.J. Camm / London, UK
 R. Canby / Austin, Texas
 D.S. Cannom / Los Angeles, USA
 R. Cappato / San Donato Milanese, Italy
 A. Capucci / Ancona, Italy
 C. Carbucicchio / Milan, Italy
 R.G. Carrillo / Miami, USA
 S.A. Chen / Taipei, Taiwan
 P. China / Venice-Mestre, Italy
 R. Choudhury / Shariah, UAE
 J. Clancy / New Haven, USA
 S.J. Connolly / Hamilton, Canada
 A. Corrado / Venice-Mestre, Italy
 D. Corrado / Padua, Italy
 A. Corsini / Milan, Italy
 H.J.G.M. Crijns / Maastricht, The Netherlands
 A. Curnis / Brescia, Italy
 A. D'Onofrio / Naples, Italy
 S. Damiani / Venice-Mestre, Italy

Faculty

- R.J. Damiano Jr. / St. Louis, USA
 G.A. Dan / Bucharest, Romania
 J.C. Daubert / Rennes, France
 C. De Asmundis / Brussels, Belgium
 R. De Caterina / Chieti, Italy
 P. De Filippo (Bergamo , Italy
 E. De Maria / Carpi, Italy
 R. De Ponti / Varese, Italy
 E. De Ruvo / Rome, Italy
 M. Del Greco / Rovereto, Italy
 J.C. Deharo / Marseille, France
 F. Del Caprio Munoz / Rochester, USA
 P. Delise / Venice-Mestre, Italy
 P. Della Bella / Milan, Italy
 A. Dello Russo / Milan, Italy
 F. Dentali / Varese, Italy
 L. Di Biase / New York, USA
 G. Di Pasquale / Bologna, Italy
 T.M. Dickfeld / Baltimore, USA
 S. Dubner / Buenos Aires, Argentina
 J.R. Edgerton / Dallas, USA
 M. El Khuri / Beirut, Lebanon
 N.E. El-Sherif / New York, USA
 A.E. Epstein / Philadelphia, USA
 C. Ermiş / Ankara, Turkey
 N.A.M. Estes / Boston, USA
 M.D. Ezekowitz / Wynnewood, USA
 A.S. Fak / Istanbul, Turkey
 X. Fan / Beijing, China
 G.M. Francese / Catania, Italy
 D. Francis / London, UK
 L. Friberg / Stockholm, Sweden
 F. Gaita / Turin, Italy
 G. Gerosa / Padua, Italy
 F. Giada / Noale, Italy
 G. Giannessi / Pisa, Italy
 C. Gianni / Austin, USA
 R.P. Giugliano / Boston, USA
 M.R. Gold / Charleston, USA
 J.R. Gómez-Flores / Mexico City, Mexico
 J.A. Gonzalez-Hermosillo / Mexico City, Mexico
 B. Gorenek / Eskisehir, Turkey
 A. Grace / Cambridge, UK
 G. Grassi / Venice, Italy
 M. Grimaldi / Acquaviva delle Fonti, Italy
 P. Guerra / Montreal, Canada
 M.M. Gulizia / Catania, Italy
 D. Gupta / Liverpool, UK
 M. Gura / Akron, USA
 D. Hachul / Sao Paulo, Brazil
 M. Haïssaguerre / Bordeaux, France
 H. Halperin / Baltimore, USA
 R. Hatala / Bratislava, Slovak Republic
 R.N.W. Hauer / Utrecht, The Netherlands
 J. Healey / Hamilton, Canada
 A. Hersi / Riyadh, UAE
 M. Hocini / Bordeaux, France
 E. Hoffmann / Munich, Germany
 S.H. Hohnloser / Frankfurt, Germany
 C. Huang / Wuhan, China
 D.J. Huang / Chengdu, China
 K. Imai / Hiroshima, Japan
 C.W. Israel / Bielefeld, Germany
 P. Iturralde / Mexico City, Mexico
 W.M. Jackman / Oklahoma City, USA
 C. Jazra / Beirut, Lebanon
 W. Jung / Villingen-Schwenningen, Germany
 J.M. Kalman / Melbourne, Australia
 J. Kautzner / Prague, Czech Republic
 R. Keegan / Bahia Blanca, Argentina
 R.A. Kenny / Dublin, Ireland
 A. Khalifa / West Riffa, Bahrain
 F. Kiliçaslan / Istanbul, Turkey
 Y.H. Kim / Seoul, Korea
 R.E. Kirkfeldt / Aarhus, Denmark
 H. Klein / Rochester, USA
 A.D. Krahn / Vancouver, Canada
 M. La Meir / Maastricht, The Netherlands
 C.P. Lau / Hong Kong, China
 E.W. Lau / Belfast, UK
 C. Leclercq / Rennes, France
 S. Lévy / Marseille, France
 T. Lewalter / Bonn, Germany
 C. Linde / Stockholm, Sweden
 N. Linker / Middlesbrough, UK
 T. Lobban / Stratford-Upon-Avon, UK
 E.T. Locati / Milan, Italy
 F. Lombardi / Milan, Italy
 M. Lunati / Milan, Italy
 G. Maglia / Catanzaro, Italy
 L. Mandile / Milan, Italy
 D. Mangino / Venice-Mestre, Italy
 J. Mansourati / Brest, France
 R. Mantovan / Cesena, Italy
 F.E. Marchlinski / Philadelphia, USA
 E. Marijon / Paris, France
 M. F. Márquez / Mexico City, Mexico
 M.A. Martínez González / Pamplona, Spain
 E. Marras, Treviso, Italy
 G. Mascioli / Bergamo, Italy
 A.V. Mattioli / Modena, Italy
 C. Menjivar / Austin, USA
 T. Metz / Austin, USA
 P.P. Mitkowski / Poznan, Poland
 L. Molina / Mexico City, Mexico
 L. Mont / Barcelona, Spain
 L. Morichelli / Rome, Italy
 A. Moya / Barcelona, Spain
 Y. Nakazato / Tokyo, Japan
 C. Narasimhan / Hyderabad, India
 A. Natale / Austin, USA
 S. Nava-Townsend / Mexico City, Mexico
 S. Nisam / Brussels, Belgium
 J. Oldgren / Uppsala, Sweden
 M.M. Oliveira / Lisbon, Portugal
 O. Oseroff / Buenos Aires, Argentina
 E.I. Ovsyshcher / Beer-Sheva, Israel
 A. Oto / Ankara, Turkey
 E.I. Ovsyshcher / Beer-Sheva, Israel
 D.L. Packer / Rochester, USA
 L. Padeletti / Florence, Italy
 C. Pandozi / Rome, Italy
 C. Pappone / San Donato Milanese, Italy
 S. Parry / Newcastle-upon-Tyne, UK
 A. Pelliccia / Rome, Italy
 S. Perez-Vazquez / Austin, USA
 R. Piotrowicz / Warsaw, Poland
 A. Porfili / Rome, Italy
 P.G. Postema / Amsterdam, The Netherlands
 T. Potpara / Belgrade, Serbia
 A. Proclemer / Udine, Italy
 A. Raviele / Venice-Mestre, Italy
 V.Y. Reddy / New York, USA
 S. Reif / Munich, Germany
 A. Revishvili / Moscow, Russia
 M.R. Reynolds / Boston, USA
 R.P. Ricci / Rome, Italy
 C. Riganti / Naples, Italy
 L. Rivard / Montreal, Canada
 A. Rossillo / Vicenza, Italy
 R. Rosso / Tel Aviv, Israel
 G. Rovaris / Monza, Italy
 E. Saad / Rio de Janeiro, Brazil
 S. Salzberg / Zurich, Switzerland
 J.E. Sanchez / Austin, Texas
 P. Sanders / Adelaide, Australia
 T. Sanna / Rome, Italy
 P. Santangeli / Philadelphia, USA
 L. Santini / Rome, Italy
 M. Santini / Rome, Italy
 M. Santomauro / Naples, Italy
 B. Sassone / Cento, Italy
 I. Savelieva / London, UK
 G. Scabro / Venice-Mestre, Italy
 M. Scaglione / Asti, Italy
 M. Scanavacca / Sao Paulo, Brazil
 M.M. Scheinman / San Francisco, USA
 L. Segreti / Pisa, Italy
 K.K. Sethi / New Delhi, India
 R.S. Sheldon / Calgary, Canada
 W.K. Shen / Phoenix, USA
 M. Shenasa / San José, USA
 W. Shimizu / Tokyo, Japan

Faculty

- E.N. Simantirakis / Heraklion, Greece
 P. Simioni / Padua, Italy
 E. Soldati / Pisa, Italy
 A. Squizzato / Varese, Italy
 G. Stabile / Naples, Italy
 J.S. Steinberg / New York, USA
 W.G. Stevenson / Boston, USA
 C. Suga / Saitama, Japan
 R. Sutton / Montecarlo, Monaco
 H. Tandri / Baltimore, USA
 V. Tazky / Trnava, Slovak Republic
 G. Tenore / Naples, Italy
 S. Themistoclakis / Venice-Mestre, Italy
 G. Thiene / Padua, Italy
- B. Thomas / Austin, USA
 C. Tondo / Milan, Italy
 M. Tritto / Castellanza, Italy
 H.F. Tse / Hong Kong, China
 A. Tsiperfal / Palo Alto, USA
 R.H. Tung / Los Angeles, USA
 M. Turakhia / Stanford, USA
 G. Turitto / New York, USA
 A. Ungar / Florence, Italy
 J.G. Van Dijk / Leiden, The Netherlands
 L. Van Erven / Leiden, The Netherlands
 I.C. Van Gelder / Groningen, The Netherlands
 N. Varma / Cleveland, USA
 A. Venturini / Venice-Mestre, Italy
- R. Verlato / Camposampiero, Italy
 E.G. Vester / Düsseldorf, Germany
 J.F. Viles Gonzalez / Miami, USA
 S. Viskin / Tel Aviv, Israel
 A.L. Waldo / Cleveland, USA
 P. Wang / San Diego, USA
 H. Wei / Beijing, China
 A.A. Wilde / Amsterdam, The Netherlands
 F. Zanon / Rovigo, Italy
 W. Zareba / Rochester, USA
 S. Zhang / Beijing, China
 G. Zingarini / Perugia, Italy
 G. Zoffoli / Venice-Mestre, Italy
 G. Zucchelli / Pisa, Italy

Abstract Selection Committee

- P. Alboni / Ferrara, Italy
 E. Bertaglia / Padua, Italy
 J.J. Blanc / Brest, France
 G. Boriani / Bologna, Italy
 J. Brachmann / Coburg, Germany
 M. Brignole / Lavagna, Italy
 T.J. Bunch / Murray, USA
 H. Calkins / Baltimore, USA
 L. Calò / Rome, Italy
 R. Canby / Austin, USA
 D.S. Cannom / Los Angeles, USA
 R. Cappato / Rozzano, Italy
 A. Capucci / Ancona, Italy
 C. Carbucicchio / Milan, Italy
 J.C. Daubert / Rennes, France
 R. De Ponti / Varese, Italy
 L. Di Biase / New York, USA
 G. Di Pasquale / Bologna, Italy
 S. Dubner / Buenos Aires, Argentina
 A.E. Epstein / Philadelphia, USA
 D.S. Flammang / Lyon, France
 F. Gaita / Turin, Italy
 F. Giada / Noale, Italy
- M.R. Gold / Charleston, USA
 A. Gonzalez Hermosillo / Mexico City, Mexico
 R.N.W. Hauer / Utrecht, The Netherlands
 J. Healey / Hamilton, Canada
 W.M. Jackman / Oklahoma City, USA
 J. Kautzner / Prague, Czech Republic
 H. Klein / Rochester, USA
 A. Krahn / Vancouver, Canada
 C.P. Lau / Hong Kong, China
 C. Linde / Stockholm, Sweden
 E. Locati / Milan, Italy
 M. Lunati / Milan, Italy
 J. Mansourati / Brest, France
 M. Marquez / Mexico City, Mexico
 P.P. Mitkowski / Poznan, Poland
 L. Mont / Barcelona, Spain
 J. Oldgren / Uppsala, Sweden
 B. Olshansky / Iowa City, USA
 E.I. Ovsyshcher / Beer-Sheva, Israel
- L. Padeletti / Florence, Italy
 S. Parry / Newcastle-upon-Tyne, UK
 P.G. Postema / Amsterdam, The Netherlands
 A. Revishvili / Moscow, Russia
 R.P. Ricci / Rome, Italy
 R. Rosso / Tel Aviv, Israel
 L. Santini / Rome, Italy
 M. Santomauro / Naples, Italy
 I. Savelieva / London, UK
 D. Shah / Geneva, Switzerland
 R. S. Sheldon / Calgary, Canada
 W.K. Shen / Phoenix, USA
 M. Shenasa / San José, USA
 J.S. Steinberg / New York / USA
 W.J. Stevenson / Boston, USA
 R. Sutton / Montecarlo, Monaco
 C. Tondo / Milan, Italy
 M. Turakhia / Stanford, USA
 G. Turitto / New York, USA
 A. Verma / Toronto, Canada
 A.L. Waldo / Cleveland, USA



ABSTRACT BOOK

All the accepted abstracts (oral communications and posters) are published in the a special on-line issue of the Journal of Atrial Fibrillation, editor-in-chief Dr. D. Lakkireddy.



AGE POLICY / CHILD CARE

Due to liability restrictions, no one under the age of 12, including infants and toddlers, will be allowed to attend the Workshop or to enter the exhibition spaces at any time. If you are interested in securing childcare during the Workshop please speak with the concierge of your hotel for local childcare references.



ALLIED PROFESSIONALS SESSIONS

Four sessions on clinical and managing aspects of nursing in arrhythmology will be held on October 16 2015 in Soffitto Room. The program will be available at www.venicearrhythmias.org or can be asked to the Organizing Secretariat.

APP VA2015

VA 2015 is the innovative mobile app of VeniceArrhythmias that makes quick and easy to keep you up-to-date on the international workshop. You will have the chance to access the general info about the event and its location, select the scientific sessions and create your personal agenda, view real-time presentations, locate exhibitors, consult the entire scientific program including abstracts.



AWARDS

DISTINGUISHED SCIENTIST GOLDEN LIONEL AWARD

DISTINGUISHED TEACHER GOLDEN LIONEL AWARD

For VA2015 edition the Distinguished Scientist Golden Lionel Award has been assigned to Dr. Sami Viskin and the Distinguished Teacher Golden Lionel Award to Prof. William G. Stevenson. The Award Ceremony will take place within the Opening Ceremony.

The winners of the award of the previous editions are:

Distinguished Scientist Golden Lionel Award:

2013 Francis E. Marchlinski
2011 Michel Haïssaguerre
2009 Joseph Brugada
2007 Karl Heinz Kuck
2005 Hein J.J. Wellens

Distinguished Teacher Golden Lionel Award:

2013 John A. Camm
2011 Melvin M. Scheinman
2009 Arthur J. Moss
2007 Eric N. Prystowsky
2005 Eligio Piccolo

BEST ABSTRACT AWARDS

VeniceArrhythmias 2015 will give two special awards in Euros -- for the "Best Oral Communication" and "Best Poster Communication". An Abstract Award Committee selected the best works and the winners will be awarded during the Opening Ceremony

AWARD IN MEMORY OF RAFFAELLA PIERI







VA 2015 Organizing Committee and Secretariat presents an award in memory of Ms. Raffaella Pieri, who gave her outstanding, year-long contribution to manage the relations with exhibitors and support companies, that will be given to the Twitter Star. The winner will be awarded during the Opening Ceremony with a plaque, and with a charitable donation to a primary cancer research foundation, made on his/her behalf.



BADGE INFORMATION / LOST BADGES

Badges are nominative, not transferable and cannot be lent to anyone during VeniceArrhythmias 2015. All participants are kindly requested to wear their badge throughout their permanence at the Congress Venue. Delegates, presenters and Faculty badge allows the entrance to all scientific sessions (limited to seat availability), to the exhibition spaces and to all other activities open to individual participants. The Exhibitors badge allows the entrance to the exhibition and service spaces. **Please consider your badge as a valuable ticket. In case of loss, the full registration fee will be charged. NO BADGE = NO ENTRY**

Badge colours:

Orange:		Faculty
Blue:		Presenter
Yellow:		Delegate
Red:		Exhibitor
Grey:		Allied Professional
Pink:		Staff



BANKING

Bank services are available at the airport and throughout the city, around Piazza San Marco. Banks are open weekdays from 8.30 to 13.30 and 1 hour during the afternoon. Venice is well supplied with ATM, most of which accept the major credit cards; furthermore, money can be changed in the hotels during the weekend or in exchange kiosks. The monetary unit in Italy is Euro (€).



BAR / CAFETERIA

A Bar Cafeteria is available near the Fondazione Giorgio Cini, in the harbour dock.



CERTIFICATE OF ATTENDANCE

Certificates of attendance will be available at the Registration Desks from Sunday, October 18th, 2015. Alternatively, you might ask the Organizing Secretariat to e-mail it after the Congress.



CHANGES IN PROGRAM / ERRATUM

For scientific and/or technical reasons the Scientific Program Committee, the Organizing Committee and the Secretariat reserve the right to make any change in the Workshop program. An updated copy of the erratum will be displayed everyday at the Organizing Secretariat Information Desk.



CLIMATE AND CLOTHING

The weather at the end of October might be changeable. Please take note that this period of time is subject to high tides. We suggest to check the weather conditions before leaving for Venice in order to bring adequate clothing.

Formal clothing/attire is requested at the Workshop sessions.



CLOAKROOM / LUGGAGE STORAGE

A free-of-charge cloak room / luggage storage is available at the Noviziato Room. Opening hours: October 16-17-18 from 8.00 to 14.30



CME (Continuing Medical Education) / EBAC credits

The national Commission for Continuing Education of the Italian Ministry of Health has assigned VeniceArrhythmias 2015 with 10,5 CME credits, with an attendance of 21 hours for the following disciplinary areas: Cardiology, Cardiac Surgery,

Emergency and First Aid Service, General (Family Doctors) Medicine, Geriatrics, Pediatrics, Internal Medicine, Neurology and Sport Medicine.

The following conditions are mandatory for CME accreditation:

- attendance throughout the Workshop of at least 21 hours.
- fill-in the CME on-line questionnaire after the congress (once the Organizing Secretariat verifies you attended at least 21 hours).



The event Venice Arrhythmias 2015 is accredited by the European Board for Accreditation in Cardiology (EBAC) for 21 hours of External CME credits. Each participant should claim only

those hours of credit that have actually been spent in the educational activity. EBAC works according to the quality standards of the European Accreditation Council for Medical Education (EACCME), which is an institution of the European Union of Medical Specialists (UEMS).

The following conditions are mandatory for CME accreditation:

- attendance throughout the Workshop of at least 21 hours.
- fill-in the CME on-line questionnaire after the congress (once the Organizing Secretariat verifies you attended at least 21 hours).

The credits will be available for all Italian and International MDs - please refer to the Secretariat Desk. Credits will be listed in the CME attendance certificate issued after the end of the Workshop.

Moreover the congress has been given 7 credits for Allied Professional who will attend the sessions taking place on October 16th.

The following conditions are mandatory for CME accreditation:

- attendance throughout the Workshop of at least 7 hours.
- fill-in the CME on-line questionnaire after the congress (once the Organizing Secretariat verifies you attended at least 7 hours).

The credits will be available for Italian nurses - please refer to the Secretariat Desk.



CONGRESS ORGANIZING SECRETARIAT

Before and after the Meeting:

Adria Congrex

Via Sassonia, 30 - 47922 Rimini - Italy

Phone +39.0541.305822 - Fax +39.0541.305842

e-mail: info@venicearrhythmias.org

During the Meeting: (October 16-18, 2015)

Adria Congrex at Fondazione Giorgio Cini

Isola di San Giorgio Maggiore - 30124 Venice - Italy

Phone: See VeniceArrhythmias 2015 Staff List

The Organizing Secretariat will be located in the Capriate Room. Staff members are available at the Organizing Secretariat Desk to assist you with any inquiry you may have. Staff members are also available throughout the Fondazione Giorgio Cini and can be identified by their pink badges "staff".



CREDIT CARDS

Major credit cards are accepted in hotels, restaurants and shops. Should you like to pay with credit card for a boat taxi, please inform the driver immediately when you step in.



DINING

A staff member of the Organizing Secretariat will be available at the Information Desk, within the Registration Area, to provide assistance in making restaurant reservations during your stay in Venice.



DISABILITIES

The Fondazione Giorgio Cini allows access to people with disabilities and people on wheelchairs taking into consideration that there are gravel roads and small ramps in the open spaces. An accompanying person is advisable. Please ask the Organizing Secretariat for more information and the location of accessible spaces.



DISCLOSURE OF RELATIONSHIP POLICY

Faculty members and abstract presenters are requested to display a slide at the beginning of their presentation containing disclosure information of relationship with the "Industry". Such relationships include, but are not limited to: member of the board of directors, advisory board, or speakers' bureau; participants in industry-sponsored research; recipient of a research grant; employee; investor or a consultant. Invited speakers have agreed that their presentations will be objective, that they will provide a balance view of diagnostic and therapeutic options, and that discussion of any off-label or investigational use of commercial

product will be disclosed to the audience.



ELECTRICITY

Electricity supplied is 220V/50Hz and power sockets are of different types.



EXHIBITION SPACES

Several international companies are present and dislocated in different areas of the Congress Venue. Plan to visit the exhibitors who will showcase the newest and most innovative products available to health care professionals working in cardiac electrophysiology and arrhythmia devices.



FIRST AID

A first aid area is available in the Palladian area of the congress venue. It is located next to the main entrance on the bottom of the Scalone del Longhena.

Please contact the Organizing Secretariat for any assistance you may need.



FUTURE MEETING DESK

All programs of future events will be displayed in the appropriate desk located in White Room. Any distribution not confirmed by the Organizing Secretariat will not be allowed.



INFORMATION DESK

The Organizing Secretariat will be available at the information desk to assist you with your questions and meeting needs.



INSURANCE

Responsibility cannot be accepted for personal accidents, loss or damages to private properties belonging to participants and exhibitors. Participants and exhibitors are advised to make their own arrangements if they deem it necessary.



INTERNET POINT

A free-of-charge internet point will be available in Capriate Room. Attendees are kindly requested to limit each session to a maximum of 10 minutes.



LOST AND FOUND SERVICE

For any lost and found object and if you need any assistance, please contact the Organizing Secretariat located in the Capriate Room.



MEETING ROOM

A room for small meetings for no more than 20 people is available on request and on a first-come first-served basis at the first floor. For information and booking, please contact Ms. Sara Battazza of the Organizing Secretariat at +39.337.1232028.



NO-SMOKING POLICY

VeniceArrhythmias 2015 is a NO SMOKING workshop; therefore, smoking is not allowed in the meeting rooms, exhibition spaces and restrooms. Smoking is permitted in the outdoor spaces. Your compliance is appreciated.

OFFICIAL CARRIER NETWORK



OFFICIAL LANGUAGE

The official language of the congress is English. No simultaneous translation will be provided except from the Allied Professionals Sessions taking place on October 16th in Borges Room.



OPENING CEREMONY

Friday October 16, 2015 at 18.00 included in the registration fee

The Workshop will be inaugurated by the Congress Presidents, by Representatives of the Italian and International Scientific Societies and Study Groups that have granted their patronage, by the City Mayor and other Authorities.

During the Opening Ceremony the following awards will be assigned:

- Distinguished Scientist Golden Lionel Award and Distinguished Teacher Golden Lionel Award
- Best Abstract Awards
- Award in memory of Raffaella Pieri

Moreover, Dr. Sami Viskin winner of the Distinguished Scientist Golden Lionel Award and Prof. William G. Stevenson winner of the Distinguished Teacher Golden Lionel Award, will give two special Opening Ceremony lectures.



OPENING HOURS

	Exhibition	Slide Centre	Secretariat Registration desk
Saturday, October 16		14.00-18.00	14.00-18.00
Sunday, October 17	08.30-19.00	07.30-19.00	07.30-18.30
Monday, October 18	08.30-19.00	08.00-19.00	08.00-19.00
Tuesday, October 19	08.30-14.00	08.00-12.30	08.00-14.30



ORAL COMMUNICATIONS

The oral communication sessions will be held in different rooms as scheduled in the Scientific Program. The presentation time for oral communications will be approx. 10 minutes followed by 5 minutes for discussion. All presenters are requested to keep to their allotted time and be regularly registered. Presenters must be in the session room at least 10 minutes before the start of the session and must remain there until the end of the session. Presentations will be given in English language only, supported by video projections from PC only.



POSTER SESSIONS

The abstract selected for poster presentations will be displayed daily in the Poster Area from 9.30 to 17.30. Presenters need to be nearby their posters at the below scheduled times, to explain their research and answer questions. All posters must be prepared with dimension "portrait" 70cm width x 100cm height. The code number of each poster indicates the position on the panel per day. Posters will be grouped by subject and the hours are as follows:

Friday, October 16

Poster Session 1	09:30- 18:00
Presenters available	10:15 - 10:45
	12:30 - 14:00
	15:45 - 16:15

Sunday, October 18

Poster Session 2	09:30-14.30
Presenters available	10:30 - 11:00
	13:00 - 14:00

PROJECTION

Only PC data projection is available in every room. All slides must be worded in English only; please copy your work - prepared in Power Point - on a USB Pendrive. The Slide Centre will be available for speakers to preview their slides and to become familiar with the audiovisual equipment. The use of personal laptops in the Workshop rooms is not permitted.

To the attention of MAC Users! If your presentation is on MAC computer, please make sure to convert your presentation in pc-compatible Power Point. If that could not be possible, you can use your MAC computer, but we kindly urge you to bring an adapter and meet the technicians in the Slide Centre with large advance, to be sure that your presentation runs properly or anticipate a back-up solution.

RECORDINGS

The sessions in Arazzi Room will be recorded by the appointed Congress Technical Service. After the meeting, the video of the sessions will be available on our website www.venicearrhythmias.org

REGISTRATION DESK

The registration desk is located in the Capriate Room. For more details see the section "Opening hours".

REGISTRATION FEES

The registration fee for delegates and presenters (€ 1.000,00 -- Vat included) includes:

- Attendance to all scientific sessions (limited to seats availability)
- Entrance to the exhibition area
- Attendance to the Opening Ceremony, October 16th, 2015 at 18.00
- Attendance certificate
- Badge and congress kit
- Attendance certificate and CME / EBAC certificates (if entitled to)

The registration fee for Allied Professionals (€ 100,00 -- Vat included) includes:

- Attendance to scientific sessions (limited to allied professionals sessions)
- Entrance to the exhibition area
- Attendance to the Opening Ceremony, October 16th, 2015 at 18.00
- Attendance certificate
- Badge and congress kit

SAFETY RECOMMENDATIONS

Venice is as safe as any other European city and participants are advised to take the usual sensible precautions. All hotels have security facilities for valuables. To make your trip to Venice safer and more enjoyable, please follow three tips:

- Talk to the hotel concierge or hotel security regarding the surrounding neighbourhoods

and map out your route before you go exploring.

- Never leave money, checks, credit cards, extra room keys, or car keys in your hotel room - take them with you, or leave them in the hotel safety deposit box or your in-room safe.

- Do not leave laptops, cell phones, or any valuables unattended anywhere in the Congress Venue or in the meeting rooms. The Organizing Secretariat is not responsible for lost or stolen items.

SESSION CAPACITY

VeniceArrhythmias 2015 and the Organizing Secretariat make every attempt to place the sessions that may draw the largest attendance in the largest meeting rooms when possible. As the

capacity of some rooms is limited, the possibility of participation to all sessions is not guaranteed.

SHUTTLE SERVICE

A free-of-charge shuttle service will be provided from San Marco Square Area (San Zaccaria Jolanda embark) to the Congress Venue and vice versa. Detailed information and scheduled times will be announced during the Congress.

October 15

14.00 - 18.00

October 16

7.30 - 11.00

17.00 - 21.00

October 17

7.30 - 10.00

17.00 - 19.30

October 18

7.30 - 10.00

12.00 - 15.00



SLIDE CENTRE

The Slide Centre is located at Photographs Room and is available for faculty and presenters to preview their slides and to become familiar with the audiovisual equipment. All speakers are requested to upload their presentation the day before the beginning of the session or at least two hours before the beginning of the session. In order to assist Faculty members and presenters, the Slide Centre will be staffed with professional technicians during the time schedules included in the "Opening Hours" section.

Restrictions Personal laptops cannot be connected to the projectors in lecture rooms. Presentations cannot be loaded directly from the computer.



TRANSPORT

From Marco Polo Airport of Venice

By water:

- a water taxi costs about Euro 90,00/100,00
- a motor boat which takes you from the airport via Murano Island and Lido to Piazza San Marco costs about Euro 25,00/30,00

By land:

- from San Marco "San Zaccaria" waterbus no. 2
- a taxi which costs about Euro 30,00 takes you to Piazzale Roma
- a public water bus (no. 52 or no. 2) from Piazzale Roma to San Giorgio Island costs Euro 7,00 per way, alternatively a water taxi costs about Euro 60,00/70,00

From Venice Santa Lucia Railway Station

By water:

- a water taxi costs about Euro 60,00/70,00
- a water bus no. 2 via the Giudecca Channel costs Euro 7,00 one way – if via Canal Grande a supplement of Euro 2,00 is requested

By land:

- please follow signs for Piazza San Marco and take the waterbus no. 2

From A4 Motorway Venice Exit

- park at Tronchetto, waterbus no. 2



VENICEARRHYTHMIAS 2015 STAFF LIST

Rita Reggiani - Project Leader +39.335.7188544

Sara Battazza- Exhibition & Sponsors
+39.337.1232028

Ludovica Fontana - Scientific Program & Faculty
+39.333.6203467

Serena Bucci - Registration & Housing
+39.331.8303287

Please take note that these numbers are available for VeniceArrhythmias 2015

from October, 14-18 included.



WI-FI

Free internet wi-fi will be provided anywhere in the congress venue.

SESSION CATEGORIES

FS

FS Featured symposia

CC

CC Core Curricula

SSC

SSC Scientific Societies Corners

GC

GC Geographic Corners

LP

LP Luncheon Panels

SS

SS Satellite Symposia

OS

OS Oral Communications Sessions

PS

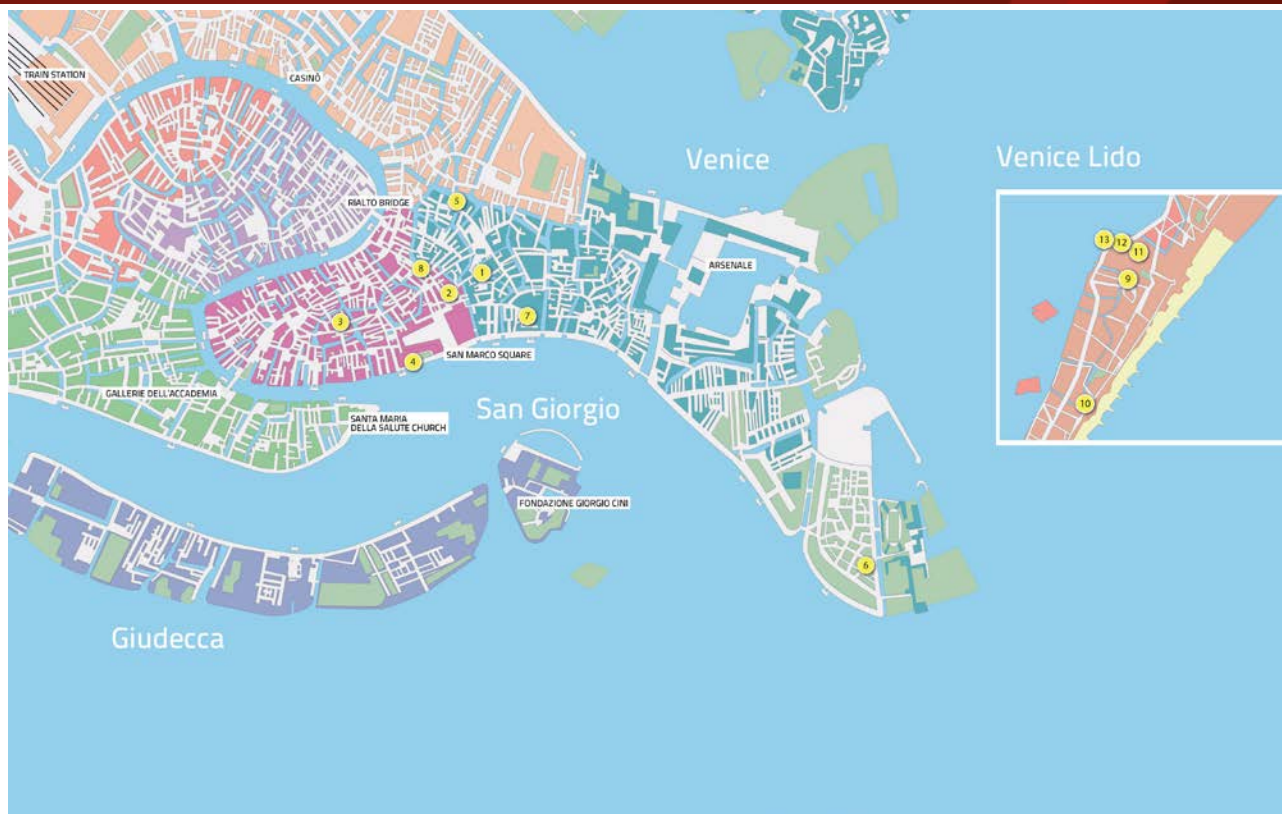
PS Poster Sessions

AP

AP Allied Professionals Corners

DC

Different Corners.



N. Hotel CAT Phone Web

Venice Center

1	CA DEI CONTI	4*	+39 041 2770500	www.cadeiconti.com
2	CONCORDIA	4*	+39 041 5206866	www.hotelconcordia.com
3	LA FENICE DES ARTISTES	4*	+39 041 5232333	www.fenicehotels.com
4	MONACO	4*	+39 041 5200211	www.hotelmonaco.it
5	SANTA MARINA	4*	+39 041 5239202	www.hotelsantamarina.it
6	SANT'ELENA	4*	+39 041 2717811	www.hotelsantelenavenice.com
7	SAVOIA & JOLANDA	4*	+39 041 5206644	www.hotelsavoiajolanda.com
8	SPLENDID	4*	+39 041 5200755	www.starhotels.com

N. Hotel CAT Phone Web

Venice Lido

9	BIASUTTI	4*	+39 041 5260120	www.hotelbiasutti.it
10	EXCELSIOR	5*	+ 39 041 526 0201	www.hotelexcelsiorvenezia.com
11	G.A. AUSONIA E HUNGARIA	4*	+ 39 041 242 0060	www.hungaria.it
12	LE BOULEVARD	4*	+ 39 041 526 1990	www.leboulevard.com
13	PANORAMA	4*	+39 041 276 0486	www.hpanorama.com

Featured Symposia

Zoom in on atrial fibrillation

October 16 – Arazzi Room
October 18 – Arazzi Room



Program Chairmen:
Andrea Natale / Austin, USA
Antonio Raviele / Venice-Mestre, Italy
Sakis Themistoclakis / Venice-Mestre, Italy

- Drug prophylaxis of AF: 2015 update
- Drug prophylaxis of AF: focus on Dronedarone
- Silent atrial fibrillation: to treat or not to treat
- New oral anticoagulants: focus on Edoxaban
- Long-term outcome of AF ablation in different clinical settings

Food and arrhythmias

October 16 – Consiglio Room



Program Chairmen:
Andrea Natale / Austin, USA
Antonio Raviele / Venice-Mestre, Italy
Sakis Themistoclakis / Venice-Mestre, Italy

- Diet / beverage habits & AF: which relationship?

October 16 – Consiglio Room



Program Chairmen:
Samuel Lévy / Marseille, France
Maurizio Santomauro / Naples, Italy

- Proarrhythmic effects of energy drink and food

Core Curricula

Antithrombotic therapy for cardiac arrhythmias

October 17 – Arazzi Room



Program Chairmen:
John A. Camm / London, UK
Gregory Y.H. Lip / Birmingham, UK

- New guidelines on stroke prevention for atrial fibrillation. Europe, Far East or USA, nice or not?
- Antithrombotic management of patients undergoing electrophysiological procedures
- Chronic kidney disease (CKD) in the patient with atrial fibrillation

Arrhythmias in the elderly

October 18 – Consiglio Room



Program Chairmen:
Hugh Calkins / Baltimore, USA
Win-Kuang Shen / Phoenix, USA

- State of the art in 2015

Arrhythmogenic genetic syndrome: what's new?

October 16 – Cenacolo Room



Program Chairmen:
Sami Viskin / Tel Aviv, Israel
Arthur A. Wilde / Amsterdam, The Netherlands

- Brugada syndrome: what's new?
- Long QT syndrome: what's new?

Core Curricula

Contemporary and controversial issues in cardiac pacing

October 17 – Cipressi Room



Program Chairmen:
Andrew E. Epstein / Philadelphia, USA
Maurizio Lunati / Milan, Italy

- Gaps in pacemaker guidelines

HF and CRT

October 18 – Cipressi Room



Program Chairmen:
Maurizio Gasparini / Rozzano, Italy
Michael R. Gold / Charleston, USA

- The role of programming and lead position to optimize CRT outcomes
- CRT in special situations

ICD leads evolution

October 18 – Cenacolo Room



Program Chairmen:
Andrew E. Epstein / Philadelphia, USA
Seah Nisam / Brussels, Belgium

- Nearly half a century of accomplishments: what's still needed?

Lead extraction and device infection

October 18 – Cenacolo Room



Program Chairmen:
Maria G. Bongiorni / Pisa, Italy
Charles Kennergren / Gothenburg, Sweden

- CIED infection
- CIED lead reliability

Mechanisms and ablation of cardiac arrhythmias

October 17 – Consiglio Room



Program Chairmen:
Melvin M. Scheinman / San Francisco, USA
William G. Stevenson / Boston, USA

- Cardiac arrhythmias diagnosis and ablation - what every cardiac electrophysiologist needs to know. Session 1
- Cardiac arrhythmias diagnosis and ablation - what every cardiac electrophysiologist needs to know. Session 2

New technologies and techniques in catheter ablation

October 17 – Barbantini Room



Program Chairmen:
Francis E. Marchlinski / Philadelphia, USA
Antonio Rossillo / Vicenza, Italy

- New technologies: mapping
- New technologies: ablation

Present your most challenging cases - rising stars and more

October 16 – Consiglio Room

October 17 – Consiglio Room



Program Chairmen:
Luigi Di Biase / New York, USA
Juan F. Viles Gonzalez / Miami, USA

- Supraventricular arrhythmias
- Ventricular arrhythmias

Core Curricula

Remote monitoring of cardiac arrhythmias / device

October 18 – Borges Room



Program Chairmen:
Giuseppe Boriani / Bologna, Italy
Jonathan S. Steinberg / New York, USA

- Remote monitoring: how to remove barriers and implement advances

Role of cardiac imaging in electrophysiology

October 18 – Barbantini Room



Program Chairmen:
David J. Callans / Philadelphia, USA
Sanjeev Saksena / New Brunswick, USA

- New technology and novel techniques in the diagnosis and therapy of cardiac arrhythmias

Sport and arrhythmias

October 16 – Consiglio Room



Program Chairmen:
Franco Giada / Noale, Italy
Barry J. Maron / Minneapolis, USA

- To screen or not to screen: the Italian/European and American point of view
- Sports and physical exercise in special clinical settings

Stroke prevention / AF therapy trial

October 18 morning – Arazzi Room



Program Chairmen:
Stuart J. Connolly / Hamilton, Canada
Stefan H. Hohnloser / Frankfurt, Germany

- Stroke prevention in atrial fibrillation
- Atrial fibrillation therapy trials

Sudden cardiac death and ICD

October 17 – Cenacolo Room



Program Chairmen:
Giovanni L. Botto / Como, Italy
Eric N. Prystowsky / Indianapolis, USA

- Primary prevention ICD: the "in-between" groups

Surgical vs electrophysiological interventions for cardiac arrhythmias

October 17 – Barbantini Room



Program Chairmen:
James R. Edgerton / Dallas, USA
Gerhard Hindricks / Leipzig, Germany
Domenico Mangino / Venice-Mestre, Italy

- Does surgery have a role?
- Debates

Syncope 2015 update

October 16 – Cipressi Room

October 17 – Cipressi Room



Program Chairmen:
David G. Benditt / Minneapolis, USA
Brian Olshansky / Iowa City, USA

- Syncope: epidemiology
- Syncope: pathophysiology
- Specific conditions
- Syncope: dilemmas
- Clinical trials going forward

International Scientific Societies Corners

APHRS Corner

October 16 – Barbantini Room



Program Chairmen:
Jonathan M. Kalman / Melbourne, Australia
Young-Hoon Kim / Seoul, Korea

- Persistent atrial fibrillation: from prevention to ablation

CHRS Corner

October 17 – Borges Room



Program Chairmen:
Peter Guerra / Montreal, Canada
Atul Verma / Toronto, Canada

- Novel collaborative trials in stroke preventions for AF

CSPE Corner

October 17 – Borges Room



Program Chairmen:
Chu-Pak Lau / Hong Kong, China
Shu Zhang / Beijing, China

- Prevention of sudden cardiac death in less developed countries

ECAS Corner

October 16 – Barbantini Room



Program Chairmen:
Riccardo Cappato / Rozzano, Italy
David W. Davies / London, UK

- Current techniques used for AF ablation: focus on results

HRS Corner

October 17 – Arazzi Room



Program Chairmen:
Hugh Calkins / Baltimore, USA
Michael R. Gold / Charleston, USA

- Stroke prevention in atrial fibrillation patients: controversial issues in 2015

ISHNE Corners

October 17 – Cenacolo Room

October 18 – Borges Room



Program Chairmen:
Jonathan S. Steinberg / New York, USA
Wojciech Zareba / Rochester, USA

- Reduction in appropriate and inappropriate ICD therapies
- Optimizing CRT-D therapy

JHRS Corner

October 18 – Cipressi Room



Program Chairmen:
Yuji Nakazato / Tokyo, Japan
Ken Okumura / Hirosaki, Japan

- Device and lead trouble-shooting - standard strategy and technical option

RSCA Corner

October 16 – Barbantini Room



Program Chairmen:
Amiran Revishvili / Moscow, Russia
Vitaly Sulimov / Moscow, Russia

- New strategy and technologies in the treatment of atrial fibrillation

International Scientific Societies Corners

SOLAECE Corner

October 18 – Borges Room



Program Chairmen:
Luis Aguinaga / Tucumán, Argentina
Carlos A. Morillo / Hamilton, Canada

- Top advances in the management of rhythm disorder

WSA Corner

October 18 – Barbantini Room



Program Chairmen:
Massimo Santini / Rome, Italy
Panos E. Vardas / Athens, Greece

- Innovation in arrhythmia treatment

Geographic Area Corners

Brazilian Corner

October 17 – Cenacolo Room



Program Chairmen:
Eduardo Saad / Rio de Janeiro, Brazil
Mauricio Scanavacca / Sao Paulo, Brazil

- Epicardial ablation around the world: what have we learnt after 20 years performing epicardial mapping and ablation of cardiac arrhythmias?

Gulf Corner

October 16 – Cenacolo Room



Program Chairmen:
Ayman Al-Khadra / Riyadh, UAE
Alawi Alsheikh-Ali / Abu Dhabi, UAE
Rajin Choudhury / Shariah, UAE

- Brugada syndrome in the Gulf

French Corner

October 17 - Consiglio Room



Program Chairmen:
Etienne Aliot / Vandoeuvre-lès-Nancy, France
Jean J. Blanc / Brest, France

- Controversial issues in devices and ablation

Indian Corner

October 16 - Cenacolo Room



Program Chairmen:
Calambur Narasimhan / Hyderabad, India
Kamal K. Sethi / New Delhi, India

- Ventricular tachycardia in non-ischemic cardiomyopathy

German Corner

October 17 - Cipressi Room



Program Chairmen:
J. Brachmann / Coburg, Germany
W. Jung / Villingen-Schwenningen, Germany

- Novel technology for pacing without leads

Mexican Corner

Friday 16 - Barbantini Room



Program Chairman:
Manlio F. Márquez / Mexico City, Mexico

- Electrocardiography of clinical arrhythmias

International Scientific Societies Corners

Middle East Cardiopace-Cadmos

October 17 - Borges Room



Program Chairmen:
Charles Jazra / Beirut, Lebanon
Jacques Mansourati / Brest, France

- All about atrial fibrillation

Turkish Corner

October 18 – Consiglio Room



Program Chairmen:
Bulent Gorenek / Eskisehir, Turkey
Fethi Kiliçaslan / Istanbul, Turkey

- Controversial issues on management of arrhythmias in acute coronary syndromes

Other Corners

Allied Professionals Program

October 16 – Borges Room



Stefania Damiani / Venice-Mestre, Italy
Giuseppina Maura Francese / Catania, Italy
Barbara Thomas / Austin, USA

- Education of the EP patient
- Insights into the management of complex arrhythmias in the EP lab
- Hot topics in 2015
- Interactive sessions with Q&A

Management of the patient being considered for therapy with oral anticoagulants

October 18 – Consiglio Room



Program Chairmen:
Giuseppe Boriani / Bologna, Italy
Gianluca Botto / Como, Italy
Luigi Padeletti / Florence, Italy

- Good Clinical Practice in Arrhythmologic cardiology for the management of the patient being considered for therapy with oral anticoagulants

Arrhythmia Alliance

October 16 – Borges Room



Program Chairmen:
D. Gupta / Liverpool, UK,
T. Lobban / Stratford-Upon-Avon, UK

- Cardiac arrhythmias: detect, protect & correct

Satellite symposia and luncheon panels

Bayer Luncheon Panel

October 17 – Arazzi Room

- Rivaroxaban in arrhythmology: from evidence based medicine to real life experience

Boehringer Ingelheim Focus on

October 16 – Arazzi Room

- Have we changed the face of anticoagulation?

Biosense Webster Luncheon Panel

October 17 – Barbantini Room

- Innovative cardiac arrhythmias solutions in only-one technology: an EP dream that comes true

Biotronik Satellite Symposium

October 17 – Cipressi Room

- Heart failure and CRT: new topics and evidences in 2015

Medico Luncheon Panel

October 17 – Consiglio Room

- Haemodynamic issues in cardiac pacing

Medtronic Luncheon Panels

October 16 - Cipressi Room

- Insertable cardiac monitors and NOACs: joining forces to prevent AF related strokes

October 17 – Cipressi Room

- Exploring the ‘One Shot’ technologies: a journey through innovation, efficacy and safety

Pfizer Luncheon Panel

October 16 – Arazzi Room

- The anticoagulation journey continues: the dilemma of thrombosis versus bleeding

Sorin Group Luncheon Panel & Satellite Symposium

Friday 16 - Barbantini Room

- Focus on: customizing CRT

October 17 - Cenacolo Room

- Advances in cardiac pacing and arrhythmias management

St. Jude Medical Luncheon Panel

October 16 – Cenacolo Room

- Advanced mapping and ablation of complex arrhythmias: featuring the present and the future

Friday 16 - Arazzi Room

08.30-10.15

Featured Symposium

Zoom in on atrial fibrillation

Program Chairmen: Andrea Natale – Antonio Raviele – Sakis Themistoclakis

DRUG PROPHYLAXIS OF AF: 2015 UPDATE

Chairmen: **A. Capucci** / Ancona, Italy - **E.N. Simantirakis** / Heraklion, Greece

Amiodarone in patients with LV dysfunction: how safe is it? **G.L. Botto** / Como, Italy

Beta-blockers as preferred therapy in HF patients with AF: is it time to change? **I.C. Van Gelder** / Groningen, The Netherlands

Vernakalant for cardioversion of AF: who, when, why. **S. Lévy** / Marseille, France

Ranolazine as a promising treatment option for AF, alone or in combination with other AADs. **A.J. Camm** / London, UK

10.45-12.30

Featured Symposium

Zoom in on atrial fibrillation

Program Chairmen: Andrea Natale – Antonio Raviele – Sakis Themistoclakis

DRUG PROPHYLAXIS OF AF: FOCUS ON DRONEDARONE

Chairmen: **M.M. Gulizia** / Catania, Italy – **I.C. Van Gelder** / Groningen, The Netherlands

Increased mortality with dronedarone: is digoxin the cause? **A. Capucci** / Ancona, Italy

Dronedarone in the real world: how safe is it? **L. Friberg** / Stockholm, Sweden

AF in patients with CAD: is dronedarone a good choice? **H.J.G.M. Crijns** / Maastricht, The Netherlands

Dronedarone: which is the future? **H.J.G.M. Crijns** / Maastricht, The Netherlands

12.30-14.00

Pfizer Luncheon Panel

The anticoagulation journey continues: the dilemma of thrombosis versus bleeding

Chairmen: **A. Raviele** / Venice-Mestre, Italy – **P. Simioni** / Padua, Italy

NOACs : pharmacological differences. **A. Corsini** / Milan, Italy

The clinical relevance of AMPLIFY programme. **F. Dentali** / Varese, Italy

Stroke prevention in non valvular atrial fibrillation: efficacy vs safety. **G.L. Botto** / Como, Italy

Challenging practical situations. **A. Squizzato** / Varese, Italy

14.00-15.45

Featured Symposium

Zoom in on atrial fibrillation

Program Chairmen: Andrea Natale – Antonio Raviele – Sakis Themistoclakis

SILENT ATRIAL FIBRILLATION: TO TREAT OR NOT TO TREAT

Chairmen: **S. Lévy** / Marseille, France - **A. Raviele** / Venice-Mestre, Italy

In the general population. **L. Friberg** / Stockholm, Sweden

In the pacemaker/ICD recipients. **J. Healey** / Hamilton, Canada

After trans-catheter ablation. **S. Themistoclakis** / Venice-Mestre, Italy

After a "cryptogenetic" stroke. **J. Brachmann** / Coburg, Germany

16.15-18.00

Featured Symposium

Zoom in on atrial fibrillation

Program Chairmen: Andrea Natale – Antonio Raviele – Sakis Themistoclakis

NEW ORAL ANTICOAGULANTS: FOCUS ON EDOXABAN

Chairmen: **G. Di Pasquale** / Bologna, Italy - **J. Healey** / Hamilton, Canada

New insight from ENGAGE. **R.P. Giugliano** / Boston, USA

Real-life data from PREFER in AF Registry. **R. De Caterina** / Chieti, Italy

Boehringer Ingelheim Focus on

Have we changed the face of anticoagulation?

PRACTICAL PATIENT PROTECTION WITH DABIGATRAN: WHAT HAVE WE LEARNED?

Chairmen: **A.J. Camm** / London, UK - **S.H. Hohnloser** / Frankfurt, Germany

Speaker: **S.J. Connolly** / Hamilton, Canada

Discussants: **J. Kautzner** / Prague, Czech Republic, **G. Di Pasquale** / Bologna, Italy

18.00-19.30

Opening Ceremony and Welcome Cocktail

Friday 16 - Opening Ceremony

18.00

Welcome address

G. Dal Ben U.L.S.S. 12 Veneziana General Manager

18.10

Presidents' address

A. Raviele, A. Natale, S. Themistoclakis

18.25

Greetings of Political and Administrative Authorities

18.35

Greetings from the International Scientific Societies Representatives

M.R. Gold HRS President elect
J.A. Camm EHRA President elect
Y.H. Kim APHRS President
R. Cappato ECAS President
J.S. Steinberg ISHNE President
M. Marquez SOLAECE Treasury Manager
M. Santini WSA Past President
K. Imai JHRS member
S. Zhang CSPE President
M.M. Gulizia ANMCO President
G.L. Botto AIAC President

19.05

Awards

- Award in memory of Raffaella Pieri
- Best Abstract Award
- Distinguished Scientist Golden Lionel Award

Lecture:

Proarrhythmic effects of cardiac memory
Sami Viskin

- Distinguished Teacher Golden Lionel Award

Lecture:

The Continuing Challenge of Catheter Ablation for Ventricular Tachycardia

William G. Stevenson

Friday 16 - Opening Ceremony

Distinguished Scientist Golden Lionel Award

A. Raviolo - Congress President
awards **S. Viskin**

Lecture: **Proarrhythmic effects of cardiac memory**



Sami Viskin

Sami Viskin is the Director of the Cardiac Hospitalization Department at the Tel-Aviv Medical Center and Associate Professor of Cardiology at the Tel Aviv University in Israel. He serves as Section Editor in Heart Rhythm and served as Associate Editor in both Heart Rhythm and Europace. He is also an Editorial Consultant for The Lancet and is Member of the Editorial Board of the Journal of the American College of Cardiology, Heart Rhythm, the Journal of Cardiac Electrophysiology, PACE, Annals of Noninvasive Electrocardiology.

Sami has received the following awards: The Michel Mirowsky Award in Cardiology in Israel, the Distinguished Teacher award from Tel Aviv University, the Distinguished Physician award from Tel Aviv Medical Center, a Distinguished Reserve Officer award from the Israel Defence Forces, the 'Elite Reviewer' Award from JACC, the Century Reviewer Award from Heart Rhythm the Simon Dack Award for Outstanding Scholarship from the Journal of the American College of Cardiology, the Best Publication on the Clinical Studies Category in HeartRhythm, 2014, the Distinguished Cardiologist of the Asociación Nacional de Cardiólogos de México, 2014 and the Best Abstract in the Clinical Category. Cardiac Electrophysiology Society, 2014.

Sami is a Task Force Member in 1) the AHA, Position Paper on Analysis of the 12-lead ECG as a Screening Test for Detection of Cardiovascular Disease in General Populations of Young Healthy People (ages 12-22 years) 2014. 2) EHRA Position Paper on Management of patients with palpitations. 2014. 3) EHRA Position Paper on Pre-participation cardiovascular evaluation for athletic participants to prevent sudden death, 2015. 3) AHA Scientific Advisory on Electrocardiographic Early Repolarization, 2015.

Sami has 180 publications in peer reviewed journals, mainly dealing with the long QT syndrome, Brugada syndrome and idiopathic ventricular fibrillation. He described the 'quick standing test' often referred to as 'the Viskin test' for diagnosing long QT syndrome. He has struggle to solve the problem of unavailability of quinidine in numerous countries.

Distinguished Teacher Golden Lionel Award

A. Natale - Congress President
awards **W.G. Stevenson**

Lecture: **The Continuing Challenge of Catheter Ablation for Ventricular Tachycardia**



William G Stevenson, MD

William G. Stevenson, MD is the Director of the Cardiac Electrophysiology Program at Brigham and Women's Hospital, and Professor of Medicine at Harvard Medical School. Dr Stevenson received his MD from Tulane University in Louisiana, completed Medicine and Cardiology training at UCLA Center for the Health Sciences where he joined the faculty before moving to Brigham and Women's Hospital in Boston in 1993. He specializes in the diagnosis and management of cardiac arrhythmias and prevention of sudden death. His research focuses on the treatment of complex arrhythmias with catheter ablation. His methods of cardiac mapping employing entrainment to guide catheter ablation have been widely adopted. He has published over 300 articles and chapters. He has provided training to over 60 post-doctoral fellows in cardiac electrophysiology and has reached countless medical students, residents, fellows and practicing physicians through teaching at the bedside, in the electrophysiology laboratory, and through lectures and publications. He is a recipient of the 2012 Michel Mirowski Award for Excellence in Clinical Cardiology and Electrophysiology. He is past president of the Cardiac Electrophysiology Society. He is the founding editor of Circulation: Arrhythmia and Electrophysiology of the American Heart Association.

Friday 16 - Cenacolo Room

08.30-10.15

Geographic Area Corner

Gulf Corner

Program Chairmen: Ayman Al-Khadra - Alawi Alsheikh-Ali - Rajin Choudhury

BRUGADA SYNDROME IN THE GULF

Chairmen: **A. Al-Khadra** / Riyadh, UAE - **R. Choudhury** / Shariah, UAE

Brugada Syndrome and early repolarization: an overview. **A. Khalifa** / West Riffa, Bahrein

The Gulf Brugada Registry: presentation and clinical outcomes. **S. Alkaabi** / Abu Dhabi, UAE

The genetics of Brugada Syndrome in the Gulf. **N. Asaad** / Doha, Qatar

Brugada Syndrome in the Gulf ICD registry. **A. Hersi** / Riyadh, UAE

Brugada Syndrome in the Gulf: challenging cases. **A. Alsheikh-Ali** / Abu Dhabi, UAE

10.45-12.30

Core Curriculum

Arrhythmogenic genetic syndrome: what's new?

Program Chairmen: Sami Viskin - Arthur A. Wilde

BRUGADA SYNDROME: WHAT'S NEW?

Chairmen: **P. Delise** / Conegliano Veneto, Italy - **S. Viskin** / Tel Aviv, Israel

Brugada Syndrome: understanding the role of "mutation" in 2015. **A.A. Wilde** / Amsterdam, The Netherlands

Brugada Syndrome: understanding diagnostic tests and who is at risk? **A.D. Krahn** / Vancouver, Canada

Variants of Brugada Syndrome: the evolving picture. **W. Shimizu** / Tokyo, Japan

Drug-induced Brugada Syndrome: clinical and therapeutic implications. **P.G. Postema** / Amsterdam, The Netherlands

12.30-14.00

St. Jude Medical Luncheon Panel

Advanced mapping and ablation of complex arrhythmias:

featuring the present and the future

Chairmen: **R. De Ponti** / Varese, Italy- **S. Themistoclakis** / Venice-Mestre, Italy

Automatic generation of electrical maps with new generation onsite software. **C. Pappone** / San Donato Milanese, Italy

State of the art in morphology mapping during VT ablation. **M.M. Oliveira** / Lisbon, Portugal

Initial experience with MediGuide. A matter of fluoroscopy reduction, workflow and outcome. **F. Gaita** / Turin, Italy

14.00-15.45

Core Curriculum

Arrhythmogenic genetic syndrome: what's new?

Program Chairmen: Sami Viskin - Arthur A. Wilde

LONG QT SYNDROME: WHAT'S NEW?

Chairmen: **A.D. Krahn** / Vancouver, Canada - **W. Zareba** / Rochester, USA

Congenital long QT syndrome: how should we diagnose it in 2015? **M.J. Ackerman** / Rochester, USA

Should we treat all asymptomatic patients with long QT syndrome? **A.A. Wilde** / Amsterdam, The Netherlands

Drug-induced long QT syndrome: do we understand it in 2015? **M.M. Scheinman** / San Francisco, USA

AV block and torsade de pointes: who is at risk? **R. Rosso** / Tel Aviv, Israel

16.15-18.00

Geographic Area Corner

Indian Corner

Program Chairmen: Calambur Narasimhan - Kamal K. Sethi

VENTRICULAR TACHYCARDIA IN NON-ISCHEMIC CARDIOMYOPATHY

Chairmen: **TBD** - **K.K. Sethi** / New Delhi, India

Mechanism of VT/VF in non-ischemic cardiomyopathy: how is it different? **G. Al-Mohani** / Abu Dhabi, UAE

Risk prediction in non-ischemic cardiomyopathy: beyond ejection fraction. **V.K. Ajith Kumar** / Trivandrum, India

Mapping and ablation of ventricular tachycardia in non-ischemic cardiomyopathy. **C. Narasimhan** / Hyderabad, India

Ventricular arrhythmia in ARVC: mechanisms and management. **H. Tandri** / Baltimore, USA

Friday 16 - Cipressi Room

08.30-10.15

Core Curriculum

Syncope 2015 update

Program Chairmen: David G. Benditt – Brian Olshansky

SYNCOPE: EPIDEMIOLOGY

Chairmen: **D.G. Benditt** / Minneapolis, USA – **B. Olshansky** / Iowa City, USASyncope as we age: frequency of causes and cost of care. **S. Parry** / Newcastle-upon-Tyne, UKMorbidity and mortality in elderly patients with syncope. **A. Ungar** / Florence, ItalyThe neurological consequences of recurrent syncope: immediate and long-term. **J.G. Van Dijk** / Leiden, The Netherlands**Case Study #1** 45 yo man found down on the street wondering what happened. No prior history. Normal physical. No meds. Normal ECG. Admitted to ED – Hospital. admission or not? **D. Hachul** / Sao Paulo, Brazil

10.45-12.30

Core Curriculum

Syncope 2015 update

Program Chairmen: David G. Benditt – Brian Olshansky

SYNCOPE: PATHOPHYSIOLOGY

Chairmen: **P. Alboni** / Ferrara, Italy – **R. Sutton** / Montecarlo, MonacoEvolution of vasovagal syncope: is there a useful protective effect? **J.J. Blanc** / Brest, FranceNeuropeptides in autonomic dysfunction and syncope. **D.G. Benditt** / Minneapolis, USADo we really understand carotid hypersensitivity? **M. Brignole** / Lavagna, Italy**Case Study #2** 18 yo female with recurrent episodic nausea and pallor followed by collapse. Fatigue upon awakening. Monitor shows sinus slowing with episodes. Tilt-table test was positive for syncope and relative bradycardia with marked hypotension. What are the management approaches? What are the data? **F. Giada** / Noale, Italy

12.30-14.00

Medtronic Luncheon Panel

Insertable cardiac monitors and NOACs: joining forces to prevent AF related strokes

Chairmen: **J. Brachmann** / Coburg, Germany – **C. Israel** / Bielefeld, GermanyCrystal AF study long-term data and comparison of different monitoring strategies for the detection of AF. **T. Sanna** / Rome, ItalyStroke prevention in AF: insights from clinical trials and real life experience. **A.J. Camm** / London, UKRivaroxaban in real life clinical practice: cardioversion and catheter ablation. **R. Cappato** / Rozzano, ItalyManaging cryptogenic stroke and AF patients using insertable cardiac monitors: results from the INSHIGHTS XT real world study. **A. Ungar** / Florence, Italy

14.00-15.45

Core Curriculum

Syncope 2015 update

Program Chairmen: David G. Benditt – Brian Olshansky

SPECIFIC CONDITIONS

Chairmen: **O. Oseroff** / Buenos Aires, Argentina – **R.S. Sheldon** / Calgary, CanadaOrthostatic hypotension with supine hypertension: how frequent and how managed. **R.A. Kenny** / Dublin, IrelandDistinguishing syncope from accidental falls in the elderly. **W.K. Shen** / Phoenix, USASyncope in heart failure: what is the common mechanism? **D. Andresen** / Berlin, Germany**Case Study #3** 68 yo male with history of congestive heart failure found collapsed in a chair watching soccer. Baseline BP high with orthostatic changes. Multiple cardiovascular medications. **B. Olshansky** / Iowa City, USA

16.15-18.00

Core Curriculum

Syncope 2015 update

Program Chairmen: David G. Benditt – Brian Olshansky

SYNCOPE: DILEMMAS

Chairmen: **J.J. Blanc** / Brest, France – **M. Brignole** / Lavagna, ItalySyncope in the channelopathies: what can gene studies teach us? **A.D. Krahn** / Vancouver, CanadaDoes autonomic orthostatic dysfunction progress with age? **C.A. Morillo** / Hamilton, CanadaThe adenosine / ATP test controversy: can it be resolved? **D. Flammang** / Lyon, France**Case Study #4** 16 yo female with history of abrupt transient loss of consciousness without warning supine or upright with or without exertion. The corrected QT is 480. She has a family history of faints on her mother's side...What is the next step? Genetic testing? **P.G. Postema** / Amsterdam, The Netherlands

Friday 16 - Barbantini Room

08.30-10.15

Geographic Area Corner

Mexican Corner

Program Chairman: Manlio F. Márquez

ELECTROCARDIOGRAPHY OF CLINICAL ARRHYTHMIAS

Chairmen: **J.A. Gonzalez-Hermosillo** / Mexico City, Mexico
- **P. Iturralde** / Mexico City, MexicoAlgorithms for ECG identification of accessory pathways.
J.R. Gómez-Flores / Mexico City, MexicoElectrocardiographic characteristics of patients with Ebstein's anomaly before and after ablation of accessory pathways. **S. Nava-Townsend** / Mexico City, MexicoECG and holter monitoring in Andersen-Tawil Syndrome.
M.F. Márquez / Mexico City, MexicoECG and genetics in Brugada syndrome. **H. Barajas** / Mexico City, MexicoLong term ECG monitoring in high risk patients after AMI.
P.E. Bloch Thomsen / Aalborg – Denmark

10.45-12.30

International Scientific Societies Corner

APHRS Corner

Program Chairmen: Jonathan M. Kalman - Young-Hoon Kim

PERSISTENT ATRIAL FIBRILLATION: FROM PREVENTION TO ABLATION

Chairmen: **A. Raviele** / Venice-Mestre, Italy - **S. Zhang** / Beijing, ChinaRisk factors management to reduce the burden of AF. **P. Sanders** / Adelaide, AustraliaMechanisms of persistent AF: what do the clinical mapping studies teach us? **J.M. Kalman** / Melbourne, AustraliaLimited versus extensive substrate modification in persistent AF. **S.A. Chen** / Taipei, TaiwanProcedural endpoints and predictors of long-term outcome after persistent AF ablation. **Y.H. Kim** / Seoul, Korea

12.30-14.00

Sorin Group Luncheon Panel

Focus on: customizing CRT

Chairmen: **L. Bontempi** / Brescia, Italy - **B. Sassone** / Cento, ItalyAutomatic CRT optimization and follow up:
Clinical case 1 – monitoring. **F. Zanon** / Rovigo, ItalyAutomatic CRT optimization and follow up:
Clinical case 2 – optimization. **G. Mascioli** / Bergamo, ItalyMulti area pacing to enlarge CRT effect
Clinical case 1. **G. Zingarini** / Perugia, ItalyMulti area pacing to enlarge CRT effect
Clinical case 2. **E. De Ruvo** / Rome, Italy

14.00-15.45

International Scientific Societies Corner

ECAS Corner

Program Chairmen: Riccardo Cappato – David W. Davies

CURRENT TECHNIQUES USED FOR AF ABLATION: FOCUS ON RESULTS

Chairmen: **R. Cappato** / Rozzano, Italy – **A. Metzner** / Hamburg, GermanyCatheter ablation of AF using contact force sensing. **L. Di Biase** / New York, USACryoablation with new generation balloons. **E. Hoffmann** / Munich, GermanyLaser ablation. **T. Lewalter** / Bonn, GermanyAF ablation targeting rotors. **P. Wang** / San Diego, USA

16.15-18.00

Scientific Societies Corner

RSCA Corner

Program Chairmen: Amiran Revishvili – Vitaly Sulimov

NEW STRATEGY AND TECHNOLOGIES IN THE TREATMENT OF ATRIAL FIBRILLATION

Chairmen: **J.M. Kalman** / Melbourne, Australia - **S. Themistoclakis** / Venice-Mestre, ItalyCatheter ablation of atrial fibrillation. **C. Pappone** / San Donato Milanese, ItalyTreatment of atrial fibrillation by advanced ablation technology. **E.G. Vester** / Düsseldorf, GermanyWhether it is possible to combine catheter and surgical methods for treatment of atrial fibrillation in one hands.
A. Revishvili / Moscow, RussiaA new paradigm for the maintenance of persistent and longstanding persistent atrial fibrillation – mapping studies during open heart surgery. **A.L. Waldo** / Cleveland, USANew oral anticoagulants or LAA occluder: how to make a right choice in 2015. **M. Turakhia** / Stanford, USA

Friday 16 - Consiglio Room

08.30-10.15

Featured Symposium

Food and arrhythmias

Program Chairmen: Andrea Natale – Antonio Raviele – Sakis Themistoclakis

DIET / BEVERAGE HABITS & AF: WHICH RELATIONSHIP?

Chairmen: **G. Grassi** / Venice, Italy – **S. Lévy** / Marseille, FranceDoes Mediterranean diet prevent AF? **M.A. Martínez González** / Pamplona, SpainDoes fish oil reduce the incidence of AF? **F. Lombardi** / Milan, ItalyObesity and AF: is weight loss the simple solution? **P. Sanders** / Adelaide, AustraliaAlcohol consumption and risk of AF: how much is too much? **C. Jazra** / Beirut, LebanonIs caffeine beverage associated with an increased risk of AF? **A.V. Mattioli** / Modena, Italy

10.45-12.30

Featured Symposium

Food and arrhythmias

Program Chairmen: Samuel Lévy – Maurizio Santomauro

PROARRHYTHMIC EFFECTS OF ENERGY DRINK AND FOOD

Chairmen: **A. Oto** / Ankara, Turkey – **C. Riganti** / Naples, ItalyFad diets such as liquid-based programs or high-protein regimens can cause arrhythmias in the adolescent people. **S. Lévy** / Marseille, FranceAlcohol can cause arrhythmias in people with normal heart. **R. Hatala** / Bratislava, Slovak RepublicLong-term energy drink consumption is associated with arrhythmias in young people! **A. Capucci** / Ancona, ItalyHigh levels of herbal remedies used by young people for allergy symptoms and to improve sports performance are proarrhythmic. **G. Tenore** / Naples, ItalyEnergy drink-induced near-fatal ventricular arrhythmias treated with an implanted defibrillator. **M. Santomauro** / Naples, Italy

12.30-14.00

Core Curriculum

Sport and arrhythmias

Program Chairmen: Franco Giada – Barry J. Maron

TO SCREEN OR NOT TO SCREEN: THE ITALIAN/EUROPEAN AND AMERICAN POINT OF VIEW

Chairmen: **L. Mont** / Barcelona, Spain – **G. Thiene** / Padua, ItalyJ-wave (early repolarization) in competitive athletes. Is it relevant to screening? **A. Pelliccia** / Rome, ItalyMore AEDs: a better idea than screening to prevent sudden death on the athletic field? **E. Marijon** / Paris, FranceSo you want to screen ... what about what you may find: the "gray-zone" and disqualification. **D.S. Cannom** / Los Angeles, USAItalian/European reaction to 2014 AHA/ACC screening guidelines. **D. Corrado** / Padua, ItalyAmerican reaction to Italian/European reaction to 2014 guidelines. **N.A.M. Estes** / Boston, USA

14.00-15.45

Core Curriculum

Sport and arrhythmias

Program Chairmen: Franco Giada – Barry J. Maron

SPORTS AND PHYSICAL EXERCISE IN SPECIAL CLINICAL SETTINGS

Chairmen: **P. Delise** / Conegliano Veneto, Italy – **B.J. Maron** / Minneapolis, USAMyocarditis. **B. Olshansky** / Iowa City, USAAnomalous origins and myocardial bridging of coronary arteries. **C. Basso** / Padua, ItalyVentricular tachyarrhythmias induced by exercise: are they an unsafe clinical pattern? **A. Biffi** / Rome, ItalyExtreme bradycardia. **S. Viskin** / Tel Aviv, IsraelICD and CRT-D patients. **F. Giada** / Noale, Italy

16.15-18.00

Core Curriculum

Present your most challenging cases - rising stars and more

Program Chairmen: Luigi Di Biase – Juan F. Viles Gonzalez

SUPRAVENTRICULAR ARRHYTHMIAS

Chairmen: **D.J. Callans** / Philadelphia, USA – **L. Di Biase** / New York, USAA difficult case of AVNRT/WPW. *Presenter:* **R. De Ponti** / Varese, Italy. *Discussant:* **W.M. Jackman** / Oklahoma City, USAA difficult case of atrial tachycardia/left atrial flutter. *Presenter:* **M. Tritto** / Castellanza, Italy. *Discussant:* **M. Hocini** / Bordeaux, FranceA difficult case of AF. *Presenter:* **A. Dello Russo** / Milan, Italy. *Discussant:* **J.F. Viles Gonzalez** / Miami, USAA difficult case of AF ablation with cryoenergy. *Presenter:* **C. De Asmundis** / Brussels, Belgium. *Discussant:* **D.L. Packer** / Rochester, USAA difficult case of atrial arrhythmia in a patient who underwent subcutaneous ICD. *Presenter:* **A. Rossillo** / Vicenza, Italy. *Discussant:* **R. Cappato** / Rozzano, Italy

Friday 16 - Borges Room

08.30-10.15

Allied Professionals Program
Programma delle Sessioni Infermieristiche

 Program Chairmen / *Organizzatori*: Stefania Damiani –
 Giuseppina Maura Francese – Barbara Thomas

**OPENING REMARKS / APERTURA DEI LAVORI E
 MESSAGGIO DI BENVENUTO**
**EDUCATION OF THE EP PATIENT / PREPARAZIONE
 DEL PAZIENTE IN ELETTROFISIOLOGIA**

 Chairpersons / *Moderatori*: **S. Damiani** / Venice-Mestre,
 Italy – **G.M. Francese** / Catania, Italy – **B. Thomas** /
 Austin, USA

 Heart failure management in patients with BIV devices /
*Gestione del paziente con scompenso cardiaco e con
 dispositivi biventricolari. A. Tsiperfal* / Palo Alto, USA

 Device therapy: pre and post procedure management /
*Terapia con dispositivi impiantabili: gestione pre e post
 procedura. G. Scaboro* / Venice-Mestre, Italy

 Oral anticoagulation therapy / *Terapia con anticoagulanti
 orali. H. Alvin* / San Francisco, USA

 AF ablation: pre and post procedure management /
*Ablazione della fibrillazione atriale: gestione pre e post
 procedura. C. Menjivar* / Austin, USA

 Ventricular tachycardia: education of the patient /
*Tachicardia ventricolare: preparazione del paziente. L.
 Mandile* / Milan, Italy

10.45-12.30

Allied Professionals Program
Programma delle Sessioni Infermieristiche

 Program Chairmen / *Organizzatori*: Stefania Damiani –
 Giuseppina Maura Francese – Barbara Thomas

**INSIGHTS INTO THE MANAGEMENT OF COMPLEX
 ARRHYTHMIAS IN THE EP LAB /
 APPROFONDIMENTO DELLA GESTIONE DELLE
 ARITMIE COMPLESSE IN SALA DI
 ELETTROFISIOLOGIA**

 Chairpersons / *Moderatori*: **S. Beheiry** / San Francisco,
 USA – **G.M. Francese** / Catania, Italy

 AF ablations intracardiac ECG's: what are the physicians
 looking at? / *Segnali ECG intracavitari durante l'ablazione
 della fibrillazione atriale: cosa stanno guardando i medici?*
C. Gianni / Austin, USA

 VT case study, mapping and ablation of VT / *Studio,
 mappaggio ed ablazione delle tachicardie ventricolari. T.
 Metz* / Austin, USA

 Monitoring patient during AF: inclusion of acute
 complication management / *Monitoraggio del paziente
 durante fibrillazione atriale: monitoraggio delle
 complicanze acute. A. Porfili* / Rome, Italy

 Improving patient experience pre and post procedure /
*Come migliorare l'esperienza clinica del paziente pre e
 post procedura. C. Giannessi* / Pisa, Italy

12.30 - 14.00

Arrhythmia Alliance
**Cardiac Arrhythmias: Detect, Protect &
 Correct**

 Chairmen: **D. Gupta** / Liverpool, UK – **T. Lobban** /
 Statford-Upon-Avon, UK

 Detecting and living with an arrhythmia – the patients
 Perspectives. **T. Lobban** / Statford-Upon-Avon, UK

 Identifying those who may be at risk of arrhythmias
 (genetic / familial early detection). **TBD**

 Protecting against AF related stroke. **D. Gupta** /
 Liverpool, UK

 Treatment with medications or ablation procedures –
 when and which is appropriate. **L. Di Biase** / New York,
 USA

 Quality of life of patients living with a device. **E. Lau** /
 Belfast, UK

14.00-15.45

Allied Professionals Program
Programma delle Sessioni Infermieristiche

 Program Chairmen / *Organizzatori*: Stefania Damiani –
 Giuseppina Maura Francese – Barbara Thomas

**HOT TOPICS IN 2015 / ARGOMENTI DI GRANDE
 ATTUALITA' DEL 2015**

 Chairpersons / *Moderatori*: **S. Beheiry** / San Francisco,
 USA – **S. Damiani** / Venice-Mestre, Italy – **B. Thomas** /
 Austin, Texas

 Best practice guidelines to running an efficient EP lab /
*Le migliori linee guida per la gestione delle sale di
 elettrofisiologia. S. Perez-Vazquez* / Austin, USA

 End of life: heart rhythm devices / *Aspetti etici della
 gestione di pazienti terminali con dispositivi impiantabili.*
M. Gura / Akron, USA

 Device remote monitoring: the role of the nurse / *Il ruolo
 dell'infermiere nella gestione del monitoraggio dei
 devices impiantabili in remoto. L. Morichelli* / Rome, Italy

Friday 16 - Borges Room

16.15-18.00

Allied Professionals Program***Programma delle Sessioni Infermieristiche***

Program Chairmen / *Organizzatori*: Stefania Damiani –
Giuseppina Maura Francese – Barbara Thomas

**INTERACTIVE SESSION WITH Q&A / *SESSIONI
INTERATTIVE CON DOMANDE E RISPOSTE***

Networking and open discussions where the nurses can have a chance to bring in common challenges, questions, etc, on topics proposed by the audience.

Interazioni e discussioni durante le quali il personale infermieristico può condividere opinioni e dubbi sugli argomenti proposti dal pubblico. Chairpersons / Moderatori : **S. Beheiry** / San Francisco, USA – **G.M. Francese** / Catania, Italy – **B. Thomas** / Austin, Texas

Hand each participant 2-3 blank index cards at beginning of day. During opening remarks inform them they need to provide at least 2 challenges, questions, etc. related to their EP experience to be discussed during interactive session.

All'inizio dei lavori, verranno distribuiti ai partecipanti 2-3 fogli bianchi. Durante il discorso di apertura, verranno informati che dovranno porre almeno 2 quesiti, problemi, punti di discussione etc. relativi alla loro esperienza in elettrofisiologia, da affrontare durante la sessione interattiva.

During interactive session, have a panel of professionals from different areas read the cards and start discussion and elicit feedback and response from audience.

Durante la sessione interattiva, il panel di professionisti di diverse aree geografiche leggerà i quesiti ed avvierà la discussione, incoraggiando la partecipazione del pubblico.

Friday 16 - Soffitto Room

08.30-10.15

1. MISCELLANEOUS

Chairmen: **C. De Asmundis** / Brussels, Belgium - **R. Hatala** / Bratislava, Slovak

Comparison of 12-lead-ECG high-frequency filtering in an outpatient's population

D. Ricciardi, A. Bisignani, I. Cavallari, G. Di Giovanni, A. Creta, I. Colaïori, A. Nenna, V. Calabrese, S. Mega, N. Di Belardino, G. Di Sciascio / Rome, Italy

Long-term arrhythmic prognosis in patients with biopsy-proven myocarditis, studied by cardiac magnetic resonance imaging and electroanatomic mapping
I. Coviello, M.L. Narducci, D. D'Amario, R. Mollo, I. Battipaglia, S. Bartoletti, G. Bencardino, F. Perna, G. Pelargonio, F. Crea / Rome, Italy

Heart conduction system disorders in cardiac sarcoidosis
M. Yahalom, O. Koren, Y. Turgeman / Afula, Israel

The left ventricular noncompaction syndrome in 45 adults: clinical variants, follow-up and outcomes
O.V. Blagova, E.V. Pavlenko, A.V. Nedostup, V.A. Sulimov, V.P. Sedov, N.V. Gagarina / Moscow, Russia

Treatment of dilated cardiomyopathy in patient with emery-dreifuss muscular dystrophy: from ablation to heart transplantation
O.V. Blagova, A.V. Nedostup, D.V. Shumakov, V.N. Poptsov, A.Y. Korner, R.S. Saitgareev, V.M. Zacharevich, A.G. Shestak, E.V. Zaklyasminskaya, A.G. Filatov / Moscow, Russia

A rare case of flecainide poisoning complicated by cardiogenic shock
C. Guerra, A. Placci, F. Notarangelo, G. Gonzi, C. Tardio, S. Cinconze, L. Coppini, S. Fusco, N. Gaibazzi, D. Ardissino, M. Zardini / Parma, Italy

Pacemaker remote monitoring for the detection of arrhythmias in single ventricle patients with extracardiac Fontan conversion
S. Ferretto, A. Susana, R. Biffanti, M. Padalino, V. Vida, B. Castaldi, N. Maschietto, O. Milanesi, G. Stellin, S. Iliceto, L. Leoni / Padua, Italy

10.45-12.30

2. PACEMAKER: TECHNICAL, PROCEDURAL AND CLINICAL ISSUES

Chairmen: **T. Lewalter** / Bonn, Germany - **E. Marras** / Venice, Italy

Feasibility and usefulness of device pocket closure with knotless sutures

A.S. Budzikowski, R.J.B. Massey, N. Souvaliotis, C. Lin, J. Kassotis / Brooklin, USA

The intracardiac ECG: a new approach to the assessment of electrical cardiac activity by an implantable pacing device

F. Zanon, G. Gasparini, E. Baracca, G. Pastore, A. Corrado, P. China, A. Barbetta, F. Di Gregorio / Rovigo, Italy

Permanent atrial fibrillation development in long-term follow-up of DDD patients: the incidence and predisposing factors

M. Debski, M. Ulman, A. Zabek, K. Haberka, J. Lelakowski, B. Malecka / Krakow, Poland

Internal jugular vein massive thrombosis after dual chamber pacemaker implant

A. Placci, F. Notarangelo, G. Gonzi, C. Tardio, C. Tomasi, S. Argnani, M. Margheri, M. Li Calzi, C. Guerra, S. Cinconze, D. Ardissino, M. Zardini / Parma, Italy

Results of MAITRE (arguMents to Apply eplnephryne for pocket hemaToma REduction) study
N. Ilov, A. Nechepurenko, A. Abdulkadyurov, D. Paskeev, E. Damrina, E. Kulikova, O. Palnikova, M. Terent'eva, D. Stompel, D. Tarasov / Astrakhan, Russia

Utilization of cardiac resynchronization therapy in Austria
M. Gwechenberger, C. Gangl, L. Krenn, M. Huelsmann / Wien, Austria

A novel single channel sternal ECG monitoring patch outperforms the standard 3-lead holter
W.M. Smith, M. Madon, M.J. Gleva, J.E. Poole / Auckland, New Zealand

Friday 16 - Soffitto Room

14.00-15.45

3. LEADS FAILURE, INFECTION & EXTRACTION

Chairmen: **P. China** / Venice-Mestre, Italy - **E. Soldati** / Pisa, Italy

Latin American registry on implantable cardiac device infection

L. Aguinaga, S. Dubner, H. Albornoz, I. Lombide, G. Fenelon, A. Baranchuk / Tucuman, Argentina

Outcomes of Defibrillator Lead Implants Performed by High Volume versus Low Volume Operators: Results from the Pacemaker and Implantable Defibrillator Leads Survival Study ("PAIDLESS")

A. Feldman, J. Chung, D. Kersten, S. Islam, W. Asheld, J. Germano, T. Cohen / Mineola, USA

Mechanisms of Lead Failure in the Pacemaker and Defibrillator Lead Survival Study ("PAIDLESS")

A. Feldman, W. Asheld, D. Kersten, J. Chung, K. Brahmhatt, J. Germano, S. Islam, T. Cohen / Mineola, USA

Differences in risk factors of PM/ICD pocket infection and lead dependent infective endocarditis in patients qualified for transvenous lead extraction

B. Małecka, A. Wysokiński / Krakow, Poland

Usefulness of SPECT-CT with radioisotope labeled leucocytes for diagnosis of lead-dependent infective endocarditis

B. Małecka, A. Zabek, W. Szot, K. Boczar, M. Debski, J. Lelakowski, M. Kostkiewicz / Krakow, Poland

Feasibility, efficacy and safety of percutaneous retrieval of a leadless cardiac pacemaker

J. Sperzel, A. Khairkahan, D. Ligon / Bad Neuheim, Germany

16.15-18.00

4. CRT: IMPORTANCE OF LV LEAD TYPE AND POSITIONING

Chairmen: **S. Barbera** / East Setauket, USA - **R.P. Ricci** / Rome, Italy

Left ventricular lead placement in the latest activated region guided by coronary venous electroanatomic mapping

M. Maines, C. Angheben, D. Catanzariti, I. Di Matteo, M. Moretti, M. Del Greco / Rovereto, Italy

Quadrifocal pacing in a congestive heart failure patient: 1 year follow-up

M. Bocchiardo, D. Sanfelici, G.B. Danzi / Pietra Ligure, Italy

Cardiac resynchronization therapy by multipoint pacing improves the acute response of left ventricular mechanics and fluid dynamics: a three-dimensional and particle image velocimetry echocardiographic study

M. Siciliano, D. Muraru, F. Migliore, A. Zorzi, S. Cavedon, F. Folino, G. Pedrizzetti, E. Bertaglia, D. Corrado, S. Iliceto, L. Badano / Padua, Italy

Non invasive hemodynamic optimization of cardiac resynchronization therapy with multipoint left ventricular pacing. A multi-center pilot experience

D. Ricciardi, G. Di Giovanni, A. Bisignani, V. Calabrese, S. Mega, F. Miconi, F. Marullo, G.B. Forleo, V. Ribatti, F. Sgreccia, S. Bianchi, N. Di Belardino, G. Di Sciascio / Rome, Italy

Echocardiographic and clinical evaluation of multipoint left ventricular pacing

D. Ricciardi, G. Di Giovanni, F. Marullo, S. Mega, V. Calabrese, F. Miconi, A. Bisignani, N. Di Belardino, S. Bianchi, F. Sgreccia, G. Di Sciascio / Rome, Italy

Cardiovascular rehabilitation in patients with cardiac resynchronization therapy devices

V. Pescatore, S. Compagno, E. Brugin, M. Vettori, A. Zanozzo, F. Zoppo, B. Reimers, D. Noventa, F. Giada / Noale-Venice, Italy

Targeting the left ventricular pacing site by means of electrical delay and DP/TMAX may predict the clinical response in CRT patients

F. Zanon, E. Baracca, G. Pastore, L. Marcantoni, D. Lanza, C. Picariello, C. Fraccaro, S. Aggio, L. Roncon, F. Noventa, F.W. Prinzen / Rovigo, Italy

Identification of Systolic Time Intervals using Peak Endocardial Acceleration SonR sensor signal

S. Hoenig, A. Kypta, K. Saleh, T. Lambert, A. Nahler, H. Blessberger, J. Kammler, B. Pfeifer, J. Auer, F. Gurtner, C. Steinwender / Linz, Austria

Friday 16 - Poster Area

Poster Session 1

Presenters must be on-site to answer questions at the below scheduled times:

10:15 -10:45

12:30 – 14:00

15:45- 16:15

1. HEREDITARY ARRHYTHMOGENIC SYNDROME

1.1 Use of Bazett's Formula could produce false positive responses to epinephrine-test in patients with extreme heart rates. **C. Muñoz-Esparza, P. Peñafiel-Verdú, J.J. Sánchez-Muñoz, J. Martínez, M. Salar, M. Navarro-Peñalver, M. Valdés-Chávarri, J.R. Gimeno, A. García-Alberola** / Murcia, Spain

1.2 Therapeutic hypothermia unmask latent QT syndrome in a patient resuscitated from cardiac arrest. **M. Yamada, K. Tanimoto, W. Yamada, K. Inagawa, Y. Ikegami, J. Fuse, M. Sakamoto, Y. Momiyama** / Tokyo, Japan

1.3 Ventricular tachycardia induced by fever. **I. Nordkin, I. Rosenfeld, T. Levinas, A. Goldberg, M. Halabi** / Safed, Israel

1.4 On the mechanism of histamine induced cardiac arrhythmias. **J. Neumann, J. Weisgut, U. Gergs** / Halle, Germany

1.5 Early ventricular tachyarrhythmias after coronary artery bypass grafting surgery: is it a real burden? **E.M.J.P. Mouws, A. Yaksh, P. Knops, C. Kik, M.J.B. van Ettinger, M. de Wijs, P. van de Kemp, E. Boersma, A.J.J.C. Bogers, N.M.S. de Groot** / Rotterdam, The Netherlands

1.6 Etiology of the 'idiopathic' arrhythmias and dilated cardiomyopathy: results of myocardial biopsy. **O.V. Blagova, A.V. Nedostup, E.A. Kogan, YuV. Osipova, V.A. Sulimov, A.E. Donnikov, V.V. Kadochnikova, YuV. Frolova, S.L. Dzemeshevich** / Moscow, Russia

2. VENTRICULAR ARRHYTHMIAS, SUDDEN DEATH, ICD

1.7 Do wearable cardioverter defibrillators reduce ICD implantation rate in patients with high risk for life-threatening cardiac arrhythmias? **A.M. Sinha, E. Martens, A. Wystrach** / Hof, Germany

1.8 Cardioverter-defibrillator implantation in the elderly: left ventricular ejection fraction predicts one year survival. **C. Dalla Valle, L. Leoni, S. Ferretto, F. Migliore, M. De Lazzari, A. Zorzi, M. Silvano, M. Siciliano, E. Bertaglia** / Padua, Italy

1.9 Correlation between emotional distress and ventricular arrhythmia in a patient with implantable cardioverter-defibrillator. **M. Santomauro, L. Matarazzo, G. Garofalo, G. Palma, V. Mannacio, N. Virtuoso, M. Ruoppo, C. Vosa** / Naples, Italy

1.10 A novel therapeutical approach for less painful ICD shocks by percutaneous placed epicardial defibrillation coils. **Z. Starek, M. Luketsova, J. Wolf, P. Leinveber, M. Novak, T. Kara, C.V. DeSimone, F.F. Syed, P. Gaba, E. Ebrille, D.J. Ladewig, S.B. Mikell, J. Powers, S.H. Suddendorf, E.J. Gilles, A.J. Danielsen, C.J. Bruce, P.A. Friedman, S.J. Asirvatham** / Brno, Czech Republic

1.11 Can scar and localization of MI predict antitachycardia pacing failure in implantable cardioverter-defibrillator recipients? **A. Manola, D. Giedrimiene, W.L. Duvall, A.W. Ahlberg, J. Kluger** / Hartford, USA

1.12 Performance of a new atrial fibrillation detection algorithm in a single chamber ICD. **B. Schousek, G. Rovaris, M.L. Brown, P.A. Friedman** / Mounds View, USA

1.13 Shock lead dislodgement caused by its small hair-pin curve in a pocket –a new type of ratchet syndrome variant. **Y. Taguchi, K. Matsushita, T. Ishikawa, Y. Ogino, H. Matsushita, K. Matsumoto, S. Umemura** / Yokohama, Japan

3. PACEMAKER: TECHNICAL, PROCEDURAL AND CLINICAL ISSUES

1.14 Pacemaker implantation in patients over 75 years: dabigatran safety in perioperative period and during 12 months follow-up. **D. Terekhov, V. Agapov, K. Kulikov, S. Zadorozhnaya, V. Samitin** / Saratov, Russia

1.15 Consideration about the influence of variability of the paced QRS wave duration caused by right ventricular apex pacing and septal pacing in the clinical situation. **M. Tanaka, K. Su, M. Oi, Y. Motohashi, K. Takahashi, E. Ko, K. Hanazawa, M. Toyofuku, M. Kitada, Y. Yutsuki, T. Tamura** / Wakayama, Japan

1.16 Comparison of the influence of right atrial septal pacing and appendage pacing on an atrial function in the clinical situation. **M. Tanaka, K. Su, M. Oi, Y. Motohashi, K. Takahashi, E. Ko, K. Hanazawa, M. Toyofuku, M. Kitada, Y. Yutsuki, T. Tamura** / Wakayama, Japan

Friday 16 - Poster Area

1.17 CLS atrial stimulation. **A. Campana, F. Franculli, A. Granato, M. Manzo, N. Ovai** / Salerno, Italy

1.18 Influence of inter electrode atrial lead distance on AcapConfirm™ viability. **J.A. Lapuerta, I. Valverde, P. Vigil, M. Vasserot** / Gijon, Spain

1.19 Clinical course of the patient who has been implanted VDD pacemaker due to atrioventricular block. **S. Usalp, S. Demircan, O. Kaplan, I.P. Canbolat, M. Baskurt, C. Ciftci, N. Yazicioglu** / Istanbul, Turkey

1.20 Implantation of a DDD-pacemaker leads via PLSVC by using a coronary sinus guiding catheter and a deflectable stylet. **N. Nishiyama, K. Nakajima, A. Kunitomi, S. Kashimura, Y. Katsumata, T. Nishiyama, T. Kimura, K. Fukumoto, Y. Aizawa, Y. Hagiwara, M. Kasai, A. Yoshitake, K. Tanimoto, K. Fukuda, S. Takatsuki** / Tokyo, Japan

1.21 Cardiac rhythm device threshold testing via pulse oximetry. **C. Saponieri, V. Fridman, G. Turitto, N. El Sherif** / New York, USA

1.22 New classification for cardiac implanted electronic devices based on a historical single center cohort. **S. Nava, I. Lopez, J.L. Morales, J. Sanchez, L. Colin, J. Gomez, M.F. Marquez, P. Iturralde** / Mexico City, Mexico

4. LEADS FAILURE, INFECTION & EXTRACTION

1.23 Gender and Age Related Differences in Implantable Defibrillator Recipients: Results from the Pacemaker and Implantable Defibrillator Leads Survival Study ("PAIDLESS"). **A. Feldman, D. Kersten, J. Chung, W. Asheld, J. Germano, S. Islam, T. Cohen** / Mineola, USA

1.24 The Impact of Receiving Two Recalled Defibrillator Leads on Lead Failure and Survival: Results from the Pacemaker and Implantable Defibrillator Leads Survival Study ("PAIDLESS"). **A. Feldman, D. Kersten, J. Chung, S. Islam, K. Brahmabhatt, W. Asheld, J. Germano, T. Cohen** / Mineola, USA

5. CRT: IMPORTANCE OF LV LEAD TYPE AND POSITIONING

1.25 Severe secondary mitral regurgitation: Profit of cardiac resynchronization therapy (CRT) for patients with progressive heart failure. **M. Brand, D. Laux, J. Roeing, T. Butz, M. Christ, M. Grett, H.J. Trappe** / Herne, Germany

1.26 Biventricular pacing in post TOF repair with right ventricle failure. **Y. Yusoff Azudin, H. Samion, A. Husin, N. Kumarasamy, A. Ratha** / Kuala Lumpur, Malaysia

1.27 Successful Revascularization of a Complete Coronary Vein Occlusion complicating CRT Implantation. **M.O. Schrage, C. Lenz, L. Bruch, B. Keweloh** / Berlin, Germany

1.28 Mid-term follow up in CRT patients using only right atrium and left ventricular leads with fusion pacing. **D. Cozma, E.V. Goanta, C. Vacarescu** / Timisoara, Romania

1.29 Left Ventricular Pacing Vector Optimization in Cardiac Resynchronization Therapy – Insights from SonR Sensor Based Acute Hemodynamic Measurements. **K.J. Gutleben, F. Koch, S. Molatta, B. Körber, C. Becker, F.**

Ziglio, M. Wallich, D. Horstkotte, G. Nölker / Bad Oeynhausen, Germany

1.30 The role of baseline indirect inflammatory markers in prediction of response to cardiac resynchronization therapy. **K. Balci, M. Balci, U. Canpolat, F. Sen, M.K. Akboga, S. Unal, M. Kara, O. Maden, H. Selcuk, T. Selcuk** / Ankara, Turkey

1.31 Usefulness of notched duration to predict response to cardiac resynchronization therapy. **K. Balci, M. Balci, F. Sen, O. Maden, S. Unal, T. Selcuk, H. Selcuk** / Ankara, Turkey

1.32 Left ventricular multipoint pacing improves the clinical response of CRT patients at one-year follow-up. **F. Zanon, E. Baracca, G. Pastore, L. Marcantoni, D. Lanza, C. Picariello, C. Fraccaro, S. Aggio, L. Roncon, F. Noventa, F.W. Prinzen** / Rovigo, Italy

1.33 Do patients with heart failure and right bundle branch block need biventricular pacing? A case of significant QRS narrowing by synchronized right ventricular pacing. **G. Picciolo, P. Crea, G. Andò, D. Zagari, A. Nicotera, A. Giordano, G. Oreto** / Messina, Italy

Saturday 17 - Arazzi Room

08.30-10.30

Core Curriculum

Antithrombotic therapy for cardiac arrhythmias

Program Chairmen: John A. Camm – Gregory Y.H. Lip

NEW GUIDELINES ON STROKE PREVENTION FOR ATRIAL FIBRILLATION – EUROPE, FAR EAST OR USA, NICE OR NOT?

Chairmen: **A.J. Camm** / London, UK – **A.L. Waldo** / Cleveland, USAThe Canadian guidelines. **J. Healey** / Hamilton, CanadaThe NICE guidelines. **I. Savelieva** / London, UKThe Asia Pacific Heart Rhythm Society guidelines. **H.F. Tse** / Hong Kong, ChinaThe AHA/ACC/HRS guidelines. **M.D. Ezekowitz** / Wynnewood, USAComparing all the guidelines on stroke prevention – more focus on the ESC guidelines? **R. De Caterina** / Chieti, Italy

11.00-13.00

Core Curriculum

Antithrombotic therapy for cardiac arrhythmias

Program Chairmen: John A. Camm – Gregory Y.H. Lip

ANTITHROMBOTIC MANAGEMENT OF PATIENTS UNDERGOING ELECTROPHYSIOLOGICAL PROCEDURES

Chairmen: **H. Calkins** / Baltimore, USA - **A. Oto** / Ankara, TurkeyAblation of AF and left sided atrial arrhythmias. **A. Natale** / Austin, USARight atrial ablation procedures (slow pathway ablation, right-sided accessory pathways, right atrial tachycardias, AV-node ablation). **G.A. Dan** / Bucharest, RomaniaAblation of right sided ventricular tachycardias. **P. Della Bella** / Milan, ItalyAntithrombotic management for the implantation of CIED and generator changes. **TBD**What do the guidelines say? **M.D. Ezekowitz** / Wynnewood, USA

13.00-14.30

Bayer Luncheon Panel

Rivaroxaban in arrhythmology: from evidence based medicine to real life experience

Chairmen: **G.L. Botto** / Como, Italy - **A.J. Camm** / London, UKPatients undergoing AF ablation. **S. Themistoclakis** / Venice-Mestre, ItalyPatients undergoing cardioversion. **R. Cappato** / Rozzano, ItalyWhat we have learnt from Dresda Registry, Xantus and future perspective. **J. Beyer-Westendorf** / Dresden, Germany

14.30-16.30

Core Curriculum

Antithrombotic therapy for cardiac arrhythmias

Program Chairmen: John A. Camm – Gregory Y.H. Lip

CHRONIC KIDNEY DISEASE (CKD) IN THE PATIENT WITH ATRIAL FIBRILLATION

Chairmen: **G. Boriani** / Bologna, Italy – **R. Hatala** / Bratislava, Slovak RepublicCKD and atrial fibrillation: a bad combination for stroke and bleeding. **J. Oldgren** / Uppsala, SwedenCKD and atrial fibrillation: warfarin, NOAC or nothing? **T. Potpara** / Belgrade, SerbiaEnd-stage renal disease and other arrhythmias: what relationships and clinical implications? **C.J. Ferro** / Birmingham, UKProgression of CKD and impact on treatment decisions and outcomes. **I. Savelieva** / London, UK

17.00-19.00

Scientific Societies Corner

HRS Corner

Program Chairmen: Hugh Calkins – Michael R. Gold

STROKE PREVENTION IN ATRIAL FIBRILLATION PATIENTS: CONTROVERSIAL ISSUES IN 2015

Chairmen: **S.J. Connolly** / Hamilton, Canada - **M.R. Gold** / Charleston, USAWeighing the risk of stroke versus the risk of bleeding: which AF patients should be anticoagulated? **A.L. Waldo** / Cleveland, USAAtrial fibrillation detected on routine device follow-up: when is anticoagulation indicated? **J. Healey** / Hamilton, CanadaDoes AF ablation lower stroke risk? **H. Calkins** / Baltimore, USAAppendage occlusion devices: do they have a role? **R.D. Berger** / Baltimore, USAIntracerebral microbleeds: what are they? And should we care? **T.J. Bunch** / Murray, USA

Saturday 17 - Cenacolo Room

08.30-10.30

Geographic Area Corner

Brazilian Corner

Program Chairmen: Eduardo Saad – Mauricio Scanavacca

**EPICARDIAL ABLATION AROUND THE WORLD:
WHAT HAVE WE LEARNED AFTER 20 YEARS
PERFORMING EPICARDIAL MAPPING AND
ABLATION OF CARDIAC ARRHYTHMIAS?**

Chairmen: **A. Natale** / Austin, USA - **E. Saad** / Rio de Janeiro, BrazilThe Brazilian experience. **M. Scanavacca** / Sao Paulo, BrazilA European view. **P. Della Bella** / Milan, ItalyA USA view. **F.E. Marchlinski** / Philadelphia, USAAn Asian view. **Y.H. Kim** / Seoul, KoreaInteractive case presentation I. **J.D. Burkhardt** / Austin, USAInteractive case presentation II. **C. Carbucicchio** / Milan, Italy

11.00-13.00

Core Curriculum

Sudden cardiac death and ICD

Program Chairmen: Giovanni L. Botto – Eric N. Prystowsky

**PRIMARY PREVENTION ICD: THE "IN-BETWEEN"
GROUPS**

Chairmen: **G.L. Botto** / Como, Italy – **D.S. Cannom** / Los Angeles, USALQTS/Brugada. **M.J. Ackerman** / Rochester, USAARVC/D. **R.N.W. Hauer** / Utrecht, The NetherlandsSarcoid. **I. Savelieva** / London, UKPatients not well represented in clinical trials. **S.H. Hohnloser** / Frankfurt, Germany

14.30-16.30

Sorin Group Satellite Symposium

**Advances in cardiac pacing and arrhythmia
management**

Chairmen: **M.G. Bongiorni** / Pisa, Italy - **H. Burri** / Geneva, SwitzerlandLong-lasting ECG monitoring for syncope and palpitations, what else? **E. Locati** / Milan, ItalyMultidisciplinary approach for sleep apnea syndrome in paced patients. **A. Capucci** / Ancona, Italy20 years in CRT therapy: what's more? **R. Mantovan** / Cesena, ItalyRelevance of ICD longevity in clinical practice **L. Calò** / Rome, ItalyStrategies to reduce inappropriate shocks: which options? **S. Reif** / Munich, Germany

17.00-19.00

Scientific Societies Corner

ISHNE Corner

Program Chairmen: Jonathan S. Steinberg - Wojciech Zareba

**REDUCTION IN APPROPRIATE AND INAPPROPRIATE
ICD THERAPIES**

Chairmen: **N.A.M. Estes** / Boston, USA - **H. Klein** / Rochester, USAReducing inappropriate and appropriate therapy in primary prevention patients. **J.S. Steinberg** / New York, USAReducing inappropriate and appropriate therapy in secondary prevention patients. **M. Gasparini** / Rozzano, ItalyUnnecessary treated VT/VF in ICD patients. **R. Verlato** / Camposampiero, ItalyPredicting ICD-treated VT/VF and pharmacological management of VT/VF. **W. Zareba** / Rochester, USA

Saturday 17 - Cipressi Room

08.30-10.30

Core Curriculum

Syncope 2015 update

Program Chairmen: David G. Benditt – Brian Olshansky

CLINICAL TRIALS GOING FORWARD

Chairmen: **R. Piotrowicz** / Warsaw, Poland - **A. Moya** / Barcelona, SpainWhat's next after ISSUE 2 and ISSUE 3? **M. Brignole** / Lavagna, ItalyWhat's in the next POST? **R.S. Sheldon** / Calgary, CanadaJ-wave syndromes: risk stratification. **S. Viskin** / Tel Aviv, IsraelCase Study #5 How about an athlete with syncope during exertion and a non-specific ECG. **P. China** / Venice-Mestre, Italy

11.00-13.00

Biotronik Satellite Symposium

Heart failure and CRT: new topics and evidences in 2015

Chairmen: **M. Lunati** / Milan, Italy - **R.P. Ricci** / Rome, ItalyThe integrated approach of multiple parameters to monitor the HF worsening. **A. D'Onofrio** / Naples, ItalyThe role of rate modulation adapted to contractility through the closed loop stimulation: is there a role in CRT-D patient management? **P. De Filippo** / Bergamo, ItalyThe role of remote monitoring system in CRT-D patient management: the IN-TIME study. **L. Santini** / Rome, ItalyCRT-D and MRI: is it always a problem? The role of the new devices. **G. Zucchelli** / Pisa, Italy

13.00-14.30

Medtronic Luncheon Panel

Exploring the "One shot" technologies: a journey through innovation, efficacy and safety

Chairmen: **A. Curnis** / Brescia, Italy - **C. Tondo** / Milan, ItalyAdvancing in cryoablation of AF after 10 years of experience: state of the art and what's coming. **R. Verlato** / Camposampiero, ItalyCryo or RF to treat AF patient: is it really a choice? **G.M. Fassini** / Milan, ItalyPhased RF and duty cycled technologies for AF ablation: how could be more simple? **G. Maglia** / Catanzaro, ItalyPVI with multielectrode RF catheter: long term outcome of the PVAC GOLD catheter. **G. Rovaris** / Monza, Italy

14.30-16.30

Core Curriculum

Contemporary and controversial issues in cardiac pacing

Program Chairmen: Andrew E. Epstein - Maurizio Lunati

GAPS IN PACEMAKER GUIDELINES

Chairmen: **A.E. Epstein** / Philadelphia, USA - **M. Lunati** / Milan, ItalyPacing for bradycardia and asymptomatic pauses: who and why. **M. Brignole** / Lavagna, ItalyPacing for symptoms attributable to first-degree AV block: when and how (standard pacing vs CRT). **R. Sutton** / Montecarlo, MonacoDe novo CRT in patients with conventional pacemaker indications without HF. **J.S. Steinberg** / New York, USAUpgrade from conventional PM to CRT: when and how (CRT-P vs CRT-D). **H.F. Tse** / Hong Kong, ChinaPacing from alternative RV sites: rationale and results. **F. Zanon** / Rovigo, Italy

17.00-19.00

Geographic Area Corner

German Corner

Program Chairmen: Johannes Brachmann – Werner Jung

NOVEL TECHNOLOGY FOR PACING WITHOUT LEADS

Chairmen: **J. Brachmann** / Coburg, Germany - **T. Lewalter** / Bonn, GermanyThe leadless ultrasonic pacemaker. **C.P. Lau** / Hong Kong, ChinaComplications with traditional pacing devices. **R.E. Kirkfeldt** / Aarhus, DenmarkLeadless pacing with screw-in fixation. **W. Jung** / Villingen-Schwenningen, GermanyLeadless pacing with fixation by hook mechanism. **M.R. Reynolds** / Boston, USANovel endocardial left ventricular resynchronization therapy in heart failure patients. **C. Butter** / Bernau, Germany

Saturday 17 - Barbantini Room

8.30-10.30

Core Curriculum

New technologies and techniques in catheter ablation

Program Chairmen: Francis E. Marchlinski – Antonio Rossillo

NEW TECHNOLOGIES: ABLATION

Chairmen: **J. Kautzner** / Prague, Czech Republik - **A. Rossillo** / Vicenza, ItalySingle shot RF ablation systems: pitfalls and promise. **D.L. Packer** / Rochester, USAStatus and evolution of balloon technology. **A. Al-Ahmad** / Austin, USAContact force sensor: crucial tool or nice toy? **P. Santangeli** / Philadelphia, USAD-SPECT diagnostic to ablate GPs: experimental and human data. **S. Ernst** / London, UK

11.00-13.00

Core Curriculum

New technologies and techniques in catheter ablation

Program Chairmen: Francis E. Marchlinski – Antonio Rossillo

NEW TECHNOLOGIES: MAPPING

Chairmen: **F.E. Marchlinski** / Philadelphia, USA – **D.L. Packer** / Rochester, USAMapping/ablation of non PV foci: techniques and routine or with recurrences? **P. Santangeli** / Philadelphia, USAFIRM substrate mapping approach: outcome data update. **J. Bradfield** / Los Angeles, USANon invasive ECG mapping system: moving from atrial fibrillation to ventricular fibrillation. **M. Haïssaguerre** / Bordeaux, FranceScar definition technologies for treatment of atrial and ventricular arrhythmias. **H. Halperin** / Baltimore, USA

13.00-14.30

Biosense Webster Luncheon Panel

Innovative cardiac arrhythmias solutions in only-one technology: an EP dream that comes true

Chairmen: **L. Calò** / Rome, Italy - **M. Del Greco** / Rovereto, ItalyA new era in contact force technology: safety, efficacy, efficiency in ventricular tachycardia ablation. **C. Carbucicchio** / Milan, ItalyWhy can technology make the difference in getting linear ablation lines in AF? **M. Grimaldi** / Acquaviva delle Fonti, ItalyNew frontiers in complex arrhythmias treatment: how can the new 3D mapping system Carto® 3 support safety and efficiency? **R. Rosso** / Tel Aviv, IsraelMapping and ablation in AF: how can we evaluate the lesion formation? **D. Gupta** / Liverpool, UK

14.30-16.30

Core Curriculum

Surgical vs electrophysiological interventions for cardiac arrhythmias

Program Chairmen: James R. Edgerton - Gerhard Hindricks - Domenico Mangino

DOES SURGERY HAVE A ROLE?

Chairmen: **H. Calkins** / Baltimore, USA - **J.R. Edgerton** / Dallas, USAWhat is the heart team concept and does it have a role in treatment of cardiac arrhythmias? **G. Zoffoli** / Venice-Mestre, ItalyDoes surgery have a role in treating AF as stand-alone procedure? **M. La Meir** / Maastricht, The NetherlandsDoes surgery have a role in treating AF in the setting of the decompensated LV and MR? **D. Mangino** / Venice-Mestre, ItalyDoes transcatheter or surgical AF ablation have a role in the setting of hypertrophic cardiomyopathy? **F. Gaita** / Turin, ItalyDoes surgery have a role in LAA closure therapy? **T. Hinna Danesi** / Vicenza, Italy

17.00-19.00

Core Curriculum

Surgical vs electrophysiological interventions for cardiac arrhythmias

Program Chairmen: James R. Edgerton - Gerhard Hindricks - Domenico Mangino

DEBATES

Chairmen: **J.R. Edgerton** / Dallas, USA - **A. Venturini** / Venice-Mestre, Italy*Debate 1-* Persistent & longstanding persistent AF are best treated with catheter ablation. **D.J. Callans** / Philadelphia, USAPersistent and longstanding persistent AF are best treated with surgical ablation. **J.R. Edgerton** / Dallas, USA*Debate 2-* LAA closure is best done with device. **G. Grassi** / Venice, ItalyLAA closure is best done with surgery. **S. Salzberg** / Zurich, SwitzerlandDebate 3 - Post-op AF is best treated with rhythm control. **D.L. Packer** / Rochester, USAPost-op AF is best treated with rate control. **G. Gerosa** / Padua, Italy

Saturday 17 - Consiglio Room

08.30-10.30

Core Curriculum

Present your most challenging cases - rising stars and more

Program Chairmen: Luigi di Biase - Juan F. Viles Gonzalez

VENTRICULAR ARRHYTHMIAS

Chairmen: **L. Di Biase** / New York, USA - **M. Hocini** / Bordeaux, FranceA difficult case of PVCs. *Presenter:* **J.E. Sanchez** / Austin, Texas. *Discussant:* **L. Calò** / Rome, ItalyA difficult case of epicardial ablation. *Presenter:* **R.H. Tung** / Los Angeles, USA. *Discussant:* **S. Ernst** / London, UKA difficult case of VT in non-ischemic cardiomyopathy. *Presenter:* **M. Tritto** / Castellanza, Italy. *Discussant:* **W.G. Stevenson** / Boston, USAA difficult case of VA in ischemic cardiomyopathy. *Presenter:* **E. Anter** / Boston, USA. *Discussant:* **A. Natale** / Austin, USAA questionable indication for CRT-D in a patient with VT after successful ablation. *Presenter:* **G. Turitto** / New York, USA. *Discussant:* **M.R. Gold** / Charleston, USA

11.00-13.00

Core Curriculum

Mechanisms and ablation of cardiac arrhythmias

Program Chairmen: Melvin M. Scheinman - William G. Stevenson

CARDIAC ARRHYTHMIAS DIAGNOSIS AND ABLATION - WHAT EVERY CARDIAC ELECTROPHYSIOLOGIST NEEDS TO KNOW - SESSION 1

Chairmen: **J.M. Kalman** / Melbourne, Australia - **W.G. Stevenson** / Boston, USABasic mechanisms of cardiac arrhythmias. **N.E. El-Sherif** / New York, USAGenetic arrhythmic syndrome: mechanisms and indications for a defibrillator and/or ablation. **A.A. Wilde** / Amsterdam, The NetherlandsMechanisms and ablation of junctional tachycardias. **M.M. Scheinman** / San Francisco, USAMechanisms and ablation of accessory pathways. **W.M. Jackman** / Oklahoma City, USA

13.00-14.30

Medico Luncheon Panel

Haemodynamic issues in cardiac pacing

Chairmen: **A. Capucci** / Ancona, Italy - **C. Pandozi** / Rome, ItalyPacing configuration and haemodynamic performance: what are the main features to deal with in the clinical practice? **V. Tazky** / Trnava, Slovak RepublicHow to assess the AV delay influence on the haemodynamic function? **E. De Ruvo** / Rome, ItalyIs ventricular pacing prevention always advisable in sick-sinus patients? **E. De Maria** / Carpi, ItalyPros and cons of Hisian pacing. Is it the only way to a physiological ventricular stimulation? **F. Zanon** / Rovigo, Italy

14.30-16.30

Core Curriculum

Mechanisms and ablation of cardiac arrhythmias

Program Chairmen: Melvin M. Scheinman - William G. Stevenson

CARDIAC ARRHYTHMIAS DIAGNOSIS AND ABLATION - WHAT EVERY CARDIAC ELECTROPHYSIOLOGIST NEEDS TO KNOW - SESSION 2

Chairmen: **A. Metzner** / Hamburg, Germany - **M.M. Scheinman** / San Francisco, USAMechanisms and ablation of AF. **A. Natale** / Austin, USAAblation of Brugada Syndrome. **C. Pappone** / San Donato Milanese, ItalyAblation of non-ischemic ventricular tachycardia. **F.E. Marchlinski** / Philadelphia, USAAblation of VT due to ischemic heart disease. **W.G. Stevenson** / Boston, USA

17.00-19.00

Geographic Area Corner

French Corner

Program Chairmen: Etienne Aliot - Jean J. Blanc

CONTROVERSIAL ISSUES IN DEVICES AND ABLATION

Chairmen: **J.J. Blanc** / Brest, France - **J.C. Daubert** / Rennes, FranceDebate 1 - ICDs for primary indications: "abuse"? **J.C. Daubert** / Rennes, FranceICDs for primary indications: "underuse"? **D.S. Cannom** / Los Angeles, USADebate 2 - AF ablation in persistent AF: "abuse"? **H.J.G.M. Crijns** / Maastricht, The NetherlandsAF ablation in persistent AF: "underuse"? **M. Haïssaguerre** / Bordeaux, France

Saturday 17 - Borges Room

08.30-10.30

International Scientific Societies Corner

CSPE Corner

Program Chairmen: Chu-Pak Lau – Shu Zhang

PREVENTION OF SCD IN LESS DEVELOPED COUNTRIES

Chairmen: **C. Huang** / Wuhan, China - **S. Zhang** / Beijing, China

How to improve SCA survivors in the community. **S. Zhang** / Beijing, China

Incidence and predictors of SCD in patients with reduced LVEF after MI in an era of revascularization. **X. Fan** / Beijing, China

Predictors of survival in hospitalized patients with dilated cardiomyopathy: a single-center cohort study. **H. Wei** / Beijing, China

Primary prevention of SCD in patients with chronic heart failure-multicenter prospective registry study in China, POSCD-China. **D.J. Huang** / Chengdu, China

Use of new technologies for prevention of SCD in Chinese population. **C.P. Lau** / Hong Kong, China

11.00-13.00

International Scientific Societies Corner

CHRS Corner

Program Chairmen: Peter Guerra – Atul Verma

NOVEL COLLABORATIVE TRIALS IN STROKE PREVENTION FOR AF

Chairmen: **P. Guerra** / Montreal, Canada - **TBD**

Brain AF. **L. Rivard** / Montreal, Canada

Ocean Trial. **P. Guerra** / Montreal, Canada

Artesia Trial. **J. Healey** / Hamilton, Canada

14.30-16.30

Geographic Area Corner

Middle East Cardiac-CADMOS

Program Chairmen: Charles Jazra – Jacques Mansourati

ALL ABOUT ATRIAL FIBRILLATION

Chairmen: **N. Al-Rawahi** / Muscat, Oman - **M. El Khuri** / Beirut, Lebanon

AF in the Middle East and Gulf Area. **A. Alsheikh-Ali** / Abu Dhabi, UAE

AF: the more you look, the more you find. **C. Jazra** / Beirut, Lebanon

Cardioversion of AF: the pill in the pocket ... **J. Mansourati** / Brest, France

Fibrosis as a new target for management of AF. **A. Oto** / Ankara, Turkey

The global burden of AF: is it underestimated? **M. Shenasa** / San José, USA

Saturday 17 - Soffitto Room

08.30-10.30

5. HEREDITARY ARRHYTHMOGENIC SYNDROME

Chairmen: **P.G. Postema** / Amsterdam, The Netherlands – **R. Rosso** / Tel Aviv, Israel

A novel de novo mutation in lamin a7c gene in emery dreifuss muscular dystrophy patient with atrial standstill: a case report

M. Affani, C. Achmad, A. Zada, A. Hidayatullah, M. Iqbal, E. Martanto, A. Purnomowati, T.M. Aprami / Bandung, Indonesia

Whole-exome sequencing identifies a potentially pathogenic variant in a high proportion of idiopathic ventricular fibrillation probands from the casper registry
R. Tadros, A.D. Krahn, K.S. Lo, N. Chami, J.S. Healey, V.S. Chauhan, D.H. Birnie, J. Champagne, S. Sanatani, P. Angaran, R.M. Gow, S. Chakrabarti, B. Gerull, L. Sterns, R. Yee, L.J. Gula, G.J. Klein, M.H. Gollob, M. Gardner, C.S. Simpson, M. Talajic, G. Lettre / Montreal, Canada

Idiopathic ventricular tachycardia in 21 year old man with short QT interval and early repolarization syndrome
S. Dolginina, S. Garkina, I. Tyurina, O. Rubanenko, S. Khokhlunov, D. Dulpyakov / Samara, Russia

Brugada ECG pattern and cardiac arrest. Lessons from retrospective studies

P. Delise, G. Allocca, N. Sitta, L. Sciarra, F. Migliore, D. Corrado, L. Calo', V. Carinci, F. Dagradi, P. Schwartz / Peschiera del Garda, Italy

Cardiac arrest in Brugada syndrome in the absence of prophylactic ICD. Incidence and patient characteristics. Cumulative analysis of seven large prospective studies
P. Delise, G. Allocca, N. Sitta, V. Probst, L. Sciarra, J. Brugada, S. Kamakura, M. Takagi, C. Giustetto, L. Calo', P. Brugada / Peschiera del Garda, Italy

Patient specific induced pluripotent stem cell-derived cardiomyocytes for drug development and screening for catecholaminergic polymorphic ventricular tachycardia
L. Barad, A. Novak, A. Lorber, L. Eldor, J. Itskovitz-Eldor, M. Eldar, M. Arad, O. Binah / Haifa, Israel

A three-dimensional electrophysiological computed model of ST segment abnormalities in type 1 Brugada pattern: the key role of right ventricular outflow tract orientation in the thorax

G. Picciolo, P. Crea, F. Luzzza, G. Oreto / Messina, Italy

Challenges of LQTS at Very Young Age

M. Shkolnikova, R. Ildarova, A. Polyakova / Moscow, Russia

11.00-13.00

6. VENTRICULAR ARRHYTHMIAS, SUDDEN DEATH, ICD

Chairmen: **J. Clancy** / New Haven, USA – **G. Turitto** / New York, USA

Noninvasive ECG imaging visualises rotors and multiple wavelets in patients with ventricular fibrillation
E. Fetisova, A. Tsyganov, E. Wissner, M. Chaikovskaya, M. Chmelevsky, S. Deiss, T. Maurer, M. Yakovleva, K.H. Kuck / Moscow, Russia

"Idiopathic" arrhythmias: biopsy-proved nosologic diagnosis, role of anti-heart antibodies, results of treatment

O.V. Blagova, A.V. Nedostup, E.A. Kogan, V.A. Sulimov, A.G. Kupryanova, V.A. Zaidenov, A.E. Donnikov / Moscow, Russia

Percutaneous Subxiphoid Epicardial Approach for Idiopathic Ventricular Arrhythmias

C. Pisani, S. Lara, C. Hardy, M. Chokr, H. Bellotti, F. Darrieux, D. Hachul, E. Sosa, M. Scanavacca / Sao Paulo, Brazil

Clinical Results of Scar Related Ventricular Tachycardia Ablation Performed in a South America School Hospital

C. Pisani, C. Hardy, S. Lara, M. Chokr, H. Bellotti, T. Chen Wu, D. H., F. Darrieux, E. Sosa, M. Scanavacca / Sao Paulo, Brazil

Out-of-hospital PEA arrest, STEMI, and Acute LV Free Wall Rupture

R.D. White / Rochester, USA

Long-term stability and clinical utility of amplified atrial electrograms in a single lead ICD system using floating atrial electrodes

N.E. Worden, M. Alqasrawi, M. B. Zimmerman, B.F.A. Mazur / Iowa City, USA

Appropriate ICD therapy in dilated cardiomyopathy depending on its etiology

O.V. Blagova, A.V. Nedostup, V.P. Sedov, E.A. Kogan, D.A. Tsaregorodzev, D.G. Podolyak / Moscow, Russia

Long term follow up of the two incision technique for implantation of the subcutaneous implantable cardioverter defibrillator

R.E. Knops, T.F. Brouwer / Amsterdam, The Netherlands

Saturday 17 - Soffitto Room

13.00-14.30

7. SUPRAVENTRICULAR TACHYARRHYTHMIAS: CLINICAL AND ABLATION ISSUES

Chairmen: **TBD**

Comparison of the accuracy of three algorithms in predicting accessory pathways among adult Wolff-Parkinson-White syndrome patients

K. Balci, O. Maden, M. Balci, T. Selcuk, B. Acar, S. Unal, M. Kara, H. Selcuk / Ankara, Turkey

Electrophysiological Characteristics of Successful Ablation Location in Patients with Anteroseptal (Parahisian) Accessory Pathways

A. Kazemisaeed, M. Shahrzad, B. Payami, A. Shafiee, A. Yaminisharif, G. Davoodi, S. Sadeghian / Tehran, Iran

Catheter ablation of focal parahisian atrial tachycardia from the non-coronary aortic cusp

C.F. Pisani, M.O. Chokr, H. Bellotti, C.A. Hardy, S.L. Melo, D.T. Hachul, F.C. Darrieux, V.D. Aiello, E.A. Sosa, and M.I. Scanavacca / Sao Paulo, Brazil

Use of electrical coupling index in typical atrial flutter ablation

M. Maines, D. Catanzariti, C. Angheben, C. Cemin, M. Moretti, M. Del Greco / Rovereto, Italy

AV nodal reentrant tachycardia and stroke

W. Daher, P. Scipione, M. Politano, M. Mariotti, E. Bosi, P. L'angiocola, M. Borghi, P.R. Pelliccioni / Fabriano, Italy

What healthcare providers can do about AF patients who research online

M.T. Hills / Decatur, USA

Lyme Carditis in an avid golfer: a diagnostic challenge and a therapeutic dilemma

U. Rastogi, N. Kumar / New Brunswick, USA

14.30-16.30

8. UNEXPLAINED AND VASOVAGAL SYNCOPE

Chairmen: **D. Hachul** / Sao Paulo, Brazil – **R.A. Kenny** / Dublin, Ireland

Value of prodromal signs and symptoms in the differential diagnosis of cardiogenic and neurogenic syncope

P.J. Stryjewski, B. Nessler, A. Kuczaj, E. Nowalany-Kozielska, J. Nessler / Chrzanow, Poland

Ajmaline challenge to unmask atrioventricular conduction defects in patients with unexplained syncope, no structural heart diseases and a normal ECG

F. Pentimalli, L. Bacino, G.B. Siri, M. Gazzarata, M. Ghione, P. Bellotti / Savona, Italy

Changes of nitric oxide serum concentration during head-up tilt test in patients with vasovagal syncope

A.Z. Pietrucha, T. Wójcik, I. Bzukała, J. Jedrzejczyk-Spaho, M. Wnuk, D. Mroczek-Czernecka, E. Konduracka, S. Chłopicki, J. Nessler / Krakow, Poland

Hemodynamic monitoring by the method of electrical velocimetry during head up tilt testing

C. Podoleanu, I. Coman, C. Tarta, Zs. Jeremias, A. Trif, I. Grancea, E. Carasca / Tirgu Mures, Romania

Implantable loop recorder: a syncope unit experience

A. Ungar, M. Rafanelli, A. Ceccofiglio, F. Tesi, G. Toffanello, V.M. Chisciotti, G. Rivasi, N. Marchionni / Florence, Italy

Implantable loop recorder: from the indication to diagnosis

I. Silveira, M.J. Sousa, B. Brochado, N. Antunes, V. Silva, C. Roque, A. Pinheiro-Vieira; V. Lagarto, A. Hipólito-Reis, A. Luz, S. Torres / Porto, Portugal

Combined role of tilt table test and implantable loop recorder to identify patients affected by severe clinical presentation of neurally-mediated reflex syncope who could respond to cardiac pacing

M. Tomaino, M. Unterhuber, M. Manfrin, L. Bertagnolli, P. Sgobino, W. Rauhe / Bolzano, Italy

Safety and tolerability of Tilt Testing and Carotid Sinus Massage in the Oldest Old

A. Ungar, G. Rivasi, M. Rafanelli, G. Toffanello, A. Ceccofiglio, F. Tesi, N. Marchionni / Florence, Italy

Saturday 17 - Soffitto Room

17.00-19.00

9. AF: THROMBOEMBOLIC RISK STRATIFICATION AND ANTICOAGULATION TREATMENT

Chairmen: **J. Oldgren** / Uppsala, Sweden – **T. Potpara** / Belgrade, Serbia

Transoesophageal echocardiogram before cardioversion in properly anticoagulated patients with persistent atrial fibrillation

A. Zebrauskaite, A. Aidietis, J. Barysiene, G. Marinskis, D. Petrikonyte / Vilnius, Lithuania

Efficacy and safety outcomes in 8040 women compared with 13085 men with atrial fibrillation treated with Edoxaban vs Warfarin for an average 2.8 years

R.P. Giugliano, M.L. O'Donoghue, C.T. Ruff, P. Merlini, F. Nordio, L.T. Grip, V. Curt, H. Lanz, M. Mercuri, E. Braunwald / Boston, USA

Efficacy and safety of dabigatran versus acenocumarol in non-valvular atrial fibrillation (NVAf). A real-world single center observational study

C. Podoleanu, I. Coman, C. Tarta, Z.S. Jeremias, A. Trif, I. Grancea, E. Carasca / Tirgu Mures, Romania

Cost-effectiveness of Dabigatran exilate in treatment of atrial fibrillation

G. Galvani, A. Grassetto, D. Mangino, S. Sterlicchio, S. Themistoclakis, A. Venturini, G. Zoffoli / Mestre-Venice, Italy

Modified transthoracic echocardiographic imaging suffices to demonstrate presence and stable position of left atrial appendage closure devices

H. Simon, K. Simon Demel, A. Sallam, S. Mahfouz, E. Pellumbi, R. Hoffmann, R.O. Hoffmann / Aurich, Germany

New oral anticoagulants in complex adult congenital heart disease patients: a single centre experience

B. Sarubbi, G. Scognamiglio, A. Merola, A. Correr, M. D'Alto, E. Romeo, D. Colonna, G. Di Nardo, M.G. Russo / Naples, Italy

Ivabradine and atrial fibrillation: a word of caution?

T. Patel, A. Ivanov, K. Gondal, J. Heitner, G. Turitto / New York, USA

When the CHA₂DS₂-VASc score is not enough!

G. Marchetti, G. Penna, S. Urbinati / Bologna, Italy

Sunday 18 - Arazzi Room

8.30-10.30

Core Curriculum

Stroke prevention / AF therapy trial

Program Chairmen: Stuart J. Connolly - Stefan H. Hohnloser

STROKE PREVENTION IN ATRIAL FIBRILLATION

Chairmen: **G. Di Pasquale** / Bologna, Italy - **J. Healey** / Hamilton, Canada

Is there a role for aspirin in stroke prevention in 2015? **J. Oldgren** / Uppsala, Sweden

Tailoring the oral anticoagulant to the individual patient – warfarin and the NOACs. **A. Rossillo** / Vicenza, Italy

The use of NOACs during cardioversion of AF. **S.H. Hohnloser** / Frankfurt, Germany

The percutaneous LAA occlusion has been proven to be effective and safe for stroke prevention in AF. Pro: **V.Y. Reddy** / New York, USA - Con: **S.J. Connolly** / Hamilton, Canada

11.00-13.00

Core Curriculum

Stroke prevention / AF therapy trial

Program Chairmen: Stuart J. Connolly - Stefan H. Hohnloser

ATRIAL FIBRILLATION THERAPY TRIALS

Chairmen: **R. Cappato** / Rozzano, Italy - **S.H. Hohnloser** / Frankfurt, Germany

Routine versus aggressive upstream rhythm control for prevention of early atrial fibrillation in heart failure (Race 3). **I.C. Van Gelder** / Groningen, The Netherlands

Atrial fibrillation progression trial (ATTEST). **A. Metzner** / Hamburg, Germany

Balloons, lasers, contact force sensing: will new technologies improve results of AF ablation? **C. Tondo** / Milan, Italy

Periprocedural stroke and bleeding complications during catheter ablation of atrial fibrillation with different anticoagulation management: the COMPARE Trial. **L. Di Biase** / New York, USA

Subclinical atrial fibrillation and clinical outcomes: evidence from prospective trials. **C.W. Israel** / Bielefeld, Germany

13.00-14.30

Featured Symposium

Zoom in on atrial fibrillation

Program Chairmen: Andrea Natale – Antonio Raviele – Sakis Themistoclakis

LONG-TERM OUTCOME OF AF ABLATION IN DIFFERENT CLINICAL SETTINGS

Chairmen: **L. Mont** / Barcelona, Spain - **G. Stabile** / Naples, Italy

Lone AF / AF with minimal SHD. **E. Bertaglia** / Padua, Italy

Hypertrophic cardiomyopathy. **A. Corrado** / Venice-Mestre, Italy

Valvular HD. **R. Bai** / Wuhan, China

HF with Systolic or Diastolic LV dysfunction. **P. Santangeli** / Philadelphia, USA

Other clinical settings (MS / OSA / CPOD / etc). **M. Scaglione** / Asti, Italy

Sunday 18 - Cenacolo Room

08.30-10.30

Core Curriculum

Lead extraction and device infection

Program Chairmen: Maria G. Bongiorno – Charles Kennergren

CIED INFECTION

Chairmen: **M.G. Bongiorno** / Pisa, Italy – **W. Jung** / Villingen-Schwenningen, Germany

Preventing CIED infection (state of the art implantation techniques, local and systemic antibiotic prophylaxis, special precautions in high risk patients). **E. Soldati** / Pisa, Italy

Treatment of local and systemic CIED infection (duration of antibiotic treatment, role of stand-alone antibiotic treatment, timing of extraction and reimplantation, treatment of PM dependent patients during and after extraction). **J. Clancy** / New Haven, USA

Extraction and debridement techniques for infected CIED systems. **R.G. Carrillo** / Miami, USA

Treatment results (device infection incidence, results of stand-alone antibiotic treatment and lead extraction/antibiotic treatment, including complication rates). **J. Kautzner** / Prague, Czech Republic

11.00-13.00

Core Curriculum

Lead extraction and device infection

Program Chairmen: Maria G. Bongiorno – Charles Kennergren

CIED LEAD RELIABILITY

Chairmen: **R.G. Carrillo** / Miami, USA – **A. Proclemer** / Udine, Italy

Development, testing, trialing and approval of new leads. **R. Canby** / Austin, USA

A systematic approach to trouble-shooting leads. **A. Curnis** / Brescia, Italy

Managing recalled and superfluous leads. **M.G. Bongiorno** / Pisa, Italy

Can all leads be made redundant in the future? **N. Linker** / Middlesbrough, UK

13.00-14.30

Core Curriculum

ICD leads evolution

Program Chairmen: Andrew E. Epstein – Seah Nisam

NEARLY HALF A CENTURY OF ACCOMPLISHMENTS: WHAT'S STILL NEEDED?

Chairmen: **A.E. Epstein** / Philadelphia, USA – **S. Nisam** / Brussels, Belgium

The evolution of transvenous ICD leads: from the Mirowski / Mower prototype to today. **S. Nisam** / Brussels, Belgium

An independent review of the reliability data - registries, PPRs, independent studies and how ICD leads really perform. **E.W. Lau** / Belfast, UK

Has the transvenous ICD lead reached its zenith with new technologies such as S-ICD and leadless pacemaker? **M.R. Gold** / Charleston, USA

Novel ICD lead development. **A. Grace** / Cambridge, UK

Round Table: What can the implanter do to avoid lead extraction or to make it easier? **I. Anguera** / Barcelona, Spain – **M.G. Bongiorno** / Pisa, Italy – **P.P. Mitkowski** / Poznan, Poland – **L. Van Erven** / Leiden, The Netherlands

Sunday 18 - Cipressi Room

08.30-10.30

Core Curriculum

HF and CRT

Program Chairmen: Maurizio Gasparini – Michael R. Gold

THE ROLE OF PROGRAMMING AND LEAD POSITION TO OPTIMIZE CRT OUTCOMES

Chairmen: **M. Gasparini** / Rozzano, Italy – **C. Linde** / Stockholm, SwedenIs routine AV optimization still justified? **D. Francis** / London, UKThe role of RV lead position: apex, septum or no RV pacing. **E.I. Ovsyshcher** / Beer-Sheva, IsraelEndocardial pacing: how to do it and when to choose it. **A. Curnis** / Brescia, ItalyPhysiologic rather than anatomic criteria to choose LV lead position. **M.R. Gold** / Charleston, USAThe role of echo to guide LV lead placement. **L. Padeletti** / Florence, Italy

11.00-13.00

Core Curriculum

HF and CRT

Program Chairmen: Maurizio Gasparini – Michael R. Gold

CRT IN SPECIAL SITUATIONS

Chairmen: **M.R. Gold** / Charleston, USA – **L. Padeletti** / Florence, ItalyCRT in AFib: does it work and when to ablate AFib vs AV node. **M. Gasparini** / Rozzano, ItalyCRT in RBBB. **C. Linde** / Stockholm, SwedenCRT-P vs CRT-D. **A.E. Epstein** / Philadelphia, USACRT in the RV paced patient - when to upgrade. **E.J. Ovsyshcher** / Beer-Sheva, IsraelMay CRT someday replace RV pacing? **M. Lunati** / Milan, Italy

13.00-14.30

Scientific Societies Corner

JHRS Corner

Program Chairmen: Yuji Nakazato – Ken Okumura

DEVICE AND LEAD TROUBLE-SHOOTING - STANDARD STRATEGY AND TECHNICAL OPTION

Chairmen: **J.C. Daubert** / Rennes, France - **Y. Nakazato** / Tokyo, JapanStandard strategy and limitation of device upgrade. **C. Suga** / Saitama, JapanStandard strategy and limitation of percutaneous lead extraction. **R.G. Carrillo** / Miami, USATechnical option of percutaneous approach for trouble-shooting. **L. Segreti** / Pisa, ItalyTechnical option of surgical approach for trouble-shooting. **K. Imai** / Hiroshima, Japan

Sunday 18 - Barbantini Room

08.30-10.15

Scientific Societies Corner

WSA Corner

Program Chairmen: Massimo Santini - Panos E. Vardas

INNOVATION IN ARRHYTHMIA TREATMENT

Chairmen: **M. Santini** / Rome, Italy – **E.N. Simantirakis** / Heraklion, Greece

MRI conditional pacemakers and ICD: state of the art. **R. Verlato** / Camposampiero, Italy

The leadless pacemaker: safety and cost-effectiveness. **C.W. Israel** / Bielefeld, Germany

The subcutaneous defibrillator: advantages and disadvantages. **R. Cappato** / Rozzano, Italy

The 'injectable" loop recorder: new indications for continuous monitoring. **J.C. Deharo** / Marseille, France

Complete patient management by CIED Remote Control. **N. Varma** / Cleveland, USA

11.00-13.00

Core Curriculum

Role of cardiac imaging in electrophysiology

Program Chairmen: David J. Callans – Sanjeev Saksena

NEW TECHNOLOGY AND NOVEL TECHNIQUES IN THE DIAGNOSIS AND THERAPY OF CARDIAC ARRHYTHMIAS

Chairmen: **A. Bonso** / Feltre, Italy – **L. Mont** / Barcelona, Spain

Advanced ECG techniques in atrial fibrillation: body surface mapping. **M. Hocini** / Bordeaux, France

New options with ICE for left atrial and appendage imaging and early detection of complications. **S. Saksena** / New Brunswick, USA

Imaging techniques improve diagnosis of cardiac sarcoid and ARVD. **T.M. Dickfeld** / Baltimore, USA

Invasive and non-invasive definition of VT circuits and their substrate. **D.J. Callans** / Philadelphia, USA

Sunday 18 - Consiglio Room

08.30-10.30

Core Curriculum

Arrhythmias in the elderly

Program Chairmen: Hugh Calkins – Win-Kuang Shen

STATE OF THE ART IN 2015

Chairmen: **P. Alboni** / Ferrara, Italy - **J.J. Blanc** / Brest, FranceRate versus rhythm control: special considerations in the elderly. **C. Jazra** / Beirut, LebanonCatheter ablation for AF: are the results different in elderly patients? **H. Calkins** / Baltimore, USAAnticoagulation in elderly AF patients: drugs or devices? **W.K. Shen** / Phoenix, USASyncope in the elderly: specific diagnostic and therapeutic approach. **R. Sutton** / Montecarlo, MonacoResynchronization therapy: does anything change in the elderly? **R. Mantovan** / Cesena, ItalySubcutaneous ICD therapy: is there a role in the elderly? **R.D. Berger** / Baltimore, USA

11.00-13.00

Geographic Area Corner

Turkish Corner

Program Chairmen: Bulent Gorenek - Fethi Kiliçaslan

CONTROVERSIAL ISSUES ON MANAGEMENT OF ARRHYTHMIAS IN ACUTE CORONARY SYNDROMES

Chairmen: **B. Gorenek** / Eskisehir, Turkey – **F. Kiliçaslan** / Istanbul, TurkeyStroke prevention in patient with atrial fibrillation. **C. Ermis** / Ankara, TurkeyIndications for temporary and permanent pacing. **B. Amasyali** / Kütahya, TurkeyCatheter ablation of sustained ventricular arrhythmias. **I. Atar** / Ankara, TurkeyRisk stratification for SCD. **A.S. Fak** / Istanbul, Turkey

13.00-14.30

Management of the patient being considered for therapy with oral anticoagulants

GOOD CLINICAL PRACTICE IN ARRHYTHMOLOGIC CARDIOLOGY FOR THE MANAGEMENT OF THE PATIENT BEING CONSIDERED FOR THERAPY WITH ORAL ANTICOAGULANTS

Chairmen: **G. Boriani** / Bologna, Italy - **G.L. Botto** / Como, Italy - **L. Padeletti** / Florence, Italy

Sunday 18 - Borges Room

08.30-10.30

Scientific Societies Corner

SOLAECE Corner

Program Chairmen: Luis Aguinaga - Carlos A. Morillo

TOP ADVANCES IN THE MANAGEMENT OF RHYTHM DISORDER

Chairmen: **M.F. Márquez** / Mexico City, Mexico - **E. Saad** / Rio de Janeiro, BrazilApproach to unexplained syncope. **D. Hachul** / Sao Paulo, BrazilDefibrillation threshold testing during ICD implantation: is it necessary? **F. Del Carpio Munoz** / Rochester, USACatheter ablation in Latin America: the SOLAECE registry. **R. Keegan** / Bahia Blanca, ArgentinaPVC ablation: when should be indicated? **L. Aguinaga** / Tucumán, ArgentinaVentricular tachycardia ablation in Chagas heart disease. **M. Scanavacca** / Sao Paulo, Brazil

11.00-13.00

Core Curriculum

Remote monitoring of cardiac arrhythmias / device

Program Chairmen: Giuseppe Boriani - Jonathan S. Steinberg

REMOTE MONITORING: HOW TO REMOVE BARRIERS AND IMPLEMENT ADVANCES

Chairmen: **J. Brachmann** / Coburg, Germany - **J.S. Steinberg** / New York, USARemote monitoring of all CIED patients: barriers to universal enrolment. **H. Burri** / Geneva, SwitzerlandIs it time to perform remote device programming? **R.P. Ricci** / Rome, ItalyAdvances in implanted devices for arrhythmia detection. **P. China** / Venice-Mestre, ItalyImportance of silent AF detection and new insights on the AF/stroke relationship. **G. Boriani** / Bologna, ItalyIntrahospital prevention of sudden death with AED remote monitoring control. **M. Santomauro** / Naples, Italy

14.30-16.30

Scientific Societies Corner

ISHNE Corner

Program Chairmen: Jonathan S. Steinberg - Wojciech Zareba

OPTIMIZING CRT-D THERAPY: HOW CAN WE IMPROVE IT?

Chairmen: **C. Linde** / Stockholm, Sweden - **R. Piotrowicz** / Warsaw, PolandQRS morphology and duration – where are we in 2015? **W. Zareba** / Rochester, USALong-term benefit of CRT: how can we improve it? **H. Klein** / Rochester, USACRT in atrial fibrillation patients – what evidence exists? **J.S. Steinberg** / New York, USAMultisite pacing in CRT – does it help? **J.D. Fisher** / New York, USA

Sunday 18 - Soffitto Room

08.30-10.30

10. SURGICAL AND HYBRID ABLATION OF AF / SECOND GENERATION CRYOBALLOON ABLATION OF AF

Chairmen: **H. Burri** / Geneva, Switzerland - **TBD**

Purse-string PV box isolation: a less invasive modified maze procedure for non-mitral atrial fibrillation. **T. Taguchi, K. Imai, M. Watanabe, H. Kodama, K. Katayama, S. Takahashi, T. Kurosaki, T. Sueda** / Hiroshima, Japan

Oesophageal injury after convergent procedure for treatment of atrial fibrillation. **M. Jan, M. Cvijić, R. Juvan, T.P. Kalin ek, K. Rupar, B. Geršak** / Ljubljana, Slovenia

Comparison of short-term outcome of convergent procedure and catheter ablation for treatment of patients with paroxysmal atrial fibrillation. **M. Jan, M. Cvijić, K. Rupar, B. Geršak** / Ljubljana, Slovenia

Hybrid two-step approach in treatment of patients with coronary artery disease and atrial fibrillation. **A. Kovalev, S. Kovalev, L. Bokeria, A. Filatov, D. Gryaznov** / Moscow, Voronezh, Russia

Improved procedural efficacy of pulmonary vein isolation using the novel second-generation cryoballoon. **M. Maines, D. Catanzariti, C. Angheben, M. Del Greco** / Rovereto, Italy

Seven years of cryo-balloon catheter ablation. Follow-up analysis, results, recurrences, complications and side effects in patients treated for paroxysmal atrial fibrillation, with a prospective protocol guided by complete bidirectional left atrium-pulmonary veins disconnection after adenosine as main target end point. A single center report. **J.M. Paylos, C. Ferrero, L. Azcona, A. Morales, M.A. Vargas, L. Lacal, C.M. Cillerros, T.G. Delange** / Madrid, Spain

Cryo-balloon catheter ablation efficacy restoring and maintaining sinus-rhythm in patients treated for persistent long standing atrial fibrillation after acute complete electrical isolation of the pulmonary veins. **J.M. Paylos, C. Ferrero, L. Azcona, A. Morales, M. A. Vargas, L. Lacal, V. Gomez-Tello** / Madrid, Spain

11.00-13.00

11. ABLATION OF AF: TECHNICAL AND CLINICAL ISSUES - 1

Chairmen: **E. Bertaglia** / Padua, Italy – **T.J. Bunch** / Murray, USA

Mechanisms of atrial fibrillation terminations in humans: insights from non-invasive cardiac mapping. **E.A. Fetisova, A.V. Tsyganov, M.K. Chaykovskaya, V.V. Kalinin, M.V. Yakovleva** / Moscow, Russia

In-vitro training in physics of radiofrequency ablation for physicians and medical engineering students. **T. Haber, G. Kleister, B. Selman, J. Härtig, J. Melicherck, B. Ismer** / Offenburg, Germany

RF ablation guided by polarization sensitive optical coherence reflectometry: new tool for direct procedure control. **E. Margallo-Balbás, D. Herranz, J. Lloret, S. Jiménez-Valero, J.L. Rubio-Guivernau** / Tres Cantos, Spain

Comparison of the efficacy of PVAC and nMARQTM f for paroxysmal atrial fibrillation. **M. Gwechenberger, M. Marx, B. Richter, H. Goessinger** / Wien, Austria

Possible clinical and hemodynamic predictors of atrial fibrillation recurrence after catheter ablation. **S. Dolginina, S. Garkina, S. Khokhlunov, D. Duplyakov** / Samara, Russia

Prediction of catheter ablation efficacy for patients with paroxysmal or persistent atrial fibrillation. **S. Dolginina, S. Garkina, S. Khokhlunov, D. Duplyakov** / Samara, Russia

13.00-14.30

12. ABLATION OF AF: TECHNICAL AND CLINICAL ISSUES – 2

Chairmen: **R. De Ponti** / Varese, Italy – **E. Saad** / Rio de Janeiro, Brazil

Comparison of visualization of left atrial appendage using intracardiac echocardiography from right atrium and right ventricular outflow tract during atrial fibrillation ablation procedure. **G.A. Gromyko, D.A. Mangutov, S.A. Novichkov, M.U. Chernov, O.R. Pestovskaia, D.L. Kranin** / Moscow, Russia

Comparison of initial LA patterns as the road to successful endocardial "box lesion" ablation. **A. Kovalev, L. Bockeria, A. Filatov** / Moscow, Russia

Pulmonary vein reconnection: is contact force more important than stability? **P. Carmo, N. Lopes, F. Moscoso Costa, P. Adragao, D. Cavaco, L. Parreira, P. Santos, S. Carvalho, T. Teixeira, A. Soares, M. Abecasis** / Lisbon, Portugal

Contact force technology is associated with better outcome in persistent compared with paroxysmal atrial fibrillation catheter ablation: 1 year follow up. **G. Sirico, S. Panigada, D. Sacchetta, M. Pozzi, V. De Sanctis, M. Mantica** / Milan, Italy

Adenosine in atrial fibrillation ablation: does it improve the outcome? **P. Carmo, F. Moscoso Costa, N. Lopes, D. Cavaco, P. Santos, S. Carvalho, T. Teixeira, A. Soares, M. Marques, L. Parreira, P. Adragao** / Lisbon, Portugal

Sunday 18 - Poster Area

Poster Session 2

Presenters must be on-site to answer questions at the below scheduled times:

10:30 – 11:00

13:00 – 14:00

6. HUTT: HEMODYNAMIC AND BIOCHEMICAL CHANGES

2.1 Changes of TromboxanB2 serum concentration during head-up tilt test in patients with vasovagal syncope. **A.Z. Pietrucha, T. Wójcik, J. Jedrzejczyk-Spaho, I. Bzukala, M. Wnuk, D. Mroczek-Czernecka, E. Konduracka, S. Chłopicki, J. Nessler** / Krakow, Poland

2.2 Relationship between age and brain desaturation during head-up tilt test induced syncope in vasovagal patients. **A.Z. Pietrucha, I. Bzukala, J. Jedrzejczyk-Spaho, R. Mariankowski, B. Slosarczyk, M. Wnuk, E. Konduracka, W. Piwowarska, J. Nessler** / Krakow, Poland

7. UNEXPLAINED AND VASOVAGAL SYNCOPE

2.3 Brain desaturation during head-up tilt test in teenagers with vasovagal syncope. **B. Pietrucha, A.Z. Pietrucha, M. Wnuk, I. Bzukala, E. Konduracka, W. Piwowarska, A. Rudzinski, J. Nessler** / Krakow, Poland

2.4 Implantable loop recorder: diagnostic yield and possible placebo therapeutic effect in patients with neurally mediated reflex syncope. **M. Unterhuber, M. Manfrin, L. Bertagnolli, P. Sgobino, W. Rauhe, M. Tomaino** / Bolzano, Italy

8. AF: THROMBOEMBOLIC RISK STRATIFICATION AND ANTICOAGULATION TREATMENT

2.5 The impact of financial crisis on the prevalence of atrial fibrillation in the Greek population. **D. Papadimitriou, A. Samentzas, D. Papasaikas, K. Emmanouil, A. Trikas** / Athens, Greece

2.6 Measurement of QTC intervals during atrial fibrillation using hysteresis reduction. **M. Sturmer, V. Jacquemet, B. Dubé, O. Mahiddine, A. Vinet, A. R. LeBlanc, G. Becker, T. Kus, R. Nadeau** / Montreal, Canada

2.7 The correlation between serum uric acid levels with paroxysmal atrial fibrillation. **M. Lezha, U. Ekmekciu, R. Gjypi** / Tirana, Albania

2.8 Association of low serum potassium and vitamin B12 levels with the emergence of lone persistent atrial fibrillation and the restoration of sinus rhythm. **D. Papadimitriou, A. Samentzas, V. Mountaki, E. Sergi, A. Trikas** / Athens, Greece

2.9 Persistent atrial fibrillation complicated by tachycardiomyopathy because of intermittent conduction through accessory pathway. **A. Coppolino, L. Valeri, G. Rossetti, A. Vado, G. Bricco, A. Battisti, S. Dogliani, G. Amoroso, D. Pancaldo, L. Correndo, M. De Benedictis, A. Bassignana, A. Magliarditi, B. Doronzo** / Cuneo, Italy

2.10 Evaluation of atrial fibrillation management and cardiovascular risk profile in atrial fibrillation patients: cross-sectional survey. **G. Marinskis, G. Rackauskas, V. Zabiela, A. Baranauskas, D. Balkute, J. Alunderyte, A. Puodziukynas, T. Kazakevicius, V. Kviesulaitis, A. Aidietis** / Vilnius, Lithuania

2.11 Correlation between left atrial appendage dimensions in computerized tomography and CHADS2-VASC score in patients with atrial fibrillation. **V.K. Vurgun, B. Candemir, H. Goksuluk, D.M. Gereede, O.U. Ozcan, A.T. Altin, M. Kilickap, A. Ongun, O. Akyurek, C. Erol** / Ankara, Turkey

2.12 Comparison of health related quality of life among patients using novel oral anticoagulants or warfarin for nonvalvular atrial fibrillation. **K. Balci, U. Canpolat, F. Sen, M.K. Akboga, M. Suleymanoglu, S. Kuyumcu, O. Maden, H. Selcuk, T. Selcuk** / Ankara, Turkey

2.13 Back to sinus rhythm from atrial flutter or fibrillation: dabigatran is safe without transesophageal control. **D. Cozma, C. Vacarescu, C. Mornos, EV. Goanta** / Timisoara, Romania

2.14 Treatment modes in patients with atrial fibrillation. **P. Matusik, B. Małeczka, P. Faltyn, A. Ząbek, J. Lelakowski** / Krakow, Poland

9. ABLATION OF AF: TECHNICAL AND CLINICAL ISSUES

2.15 Ablation is a treatment option without permanent pacemaker implantation for bradycardia with persistent atrial fibrillation. **W. Yamada, K. Tanimoto, M. Yamada, K. Inagawa, Y. Ikegami, J. Fuse, M. Sakamoto, Y. Momiyama** / Tokyo, Japan

2.16 Successful radiofrequency pulmonary vein isolation in a patient with pneumonectomy. **F. Kilicaslan, E.E. Gul, C. Erol** / Istanbul, Turkey

2.17 Transesophageal echocardiographic guidance of transeptal puncture during pulmonary vein isolation reduce the fluoroscopic time of the procedure. **J.P. Noelke, M. Brand, M. Christ, M. Grett, R. Wennemann, H.J. Trappe** / Herne, Germany

2.18 Rotational atriography of left atrium – a imaging technique used to support left atrial radiofrequency ablation: a comparison of anatomical data of left atrium. **F. Lehar, Z. Starek, J. Jez, J. Wolf, T. Kulik, A. Zbankova, M. Novak** / Brno, Czech Republic

Sunday 18 - Poster Area

2.19 Esophageal temperature control in atrial fibrillation ablation using multipolar PVAC catheter. **F.K. Dorfman, C.O. Dietrich, P.A. Costa, E. Sbaraini, R.D. Abt, V. Cunha, C. Mesas, D.A.R. Moreira, J.E. Piccirilo** / Sao Paulo, Brazil

2.20 Cardioversion might be the end-point for radiofrequency ablation of long- lasting persistent atrial fibrillation patients: from mathematical modeling to clinical results of ablation. **E. Zhelyakov, A. Ardashev, M. Mazurov, V. Finko, I. Kolodyazhny, Yu. Belenkov** / Moscow, Russia

2.21 Impact of Pre- and Post-Procedural Oral Bepridil Therapy on the Outcome of Catheter Ablation for Atrial Fibrillation. **T. Tokano, Y. Nakazato, S. Komatsu, H. Tabuchi, F. Odagiri, H. Hayashi, G. Sekita, M. Sumiyoshi, H. Daida** / Urayasu, Japan

2.22 Comparison of radiation exposure, contrast agent consumption and cost effectiveness between computer tomography and 3D rotational angiography of the left atrium in support of catheter ablation of atrial fibrillation. **J. Jez, Z. Starek, F. Lehar, J. Wolf, T. Kulik, A. Zbankova, M. Novak** / Brno, Czech Republic

2.23 Usefulness of insertable cardiac monitor in arrhythmic recurrence surveillance after atrial fibrillation catheter ablation. **G. Sirico, S. Panigada, D. Sacchetta, M. Pozzi, V. De Sanctis, M. Mantica** / Milan, Italy

2.24 Improved contact force and flexibility in a third generation irrigated remote magnetic navigation ablation catheter. **K.J. Gutleben, G. Nölker, S. Molatta, B. Körber, D. Horstkotte** / Bad Oeynhausen, Germany

10. SUPRAVENTRICULAR TACHYARRHYTHMIAS: CLINICAL AND ABLATION ISSUES

2.25 Sinus tachycardia with perpetuating slow pathway conduction mimicked short RP tachycardia. **K. Inagawa, K. Tanimoto, Y. Ikegami, J. Fuse, M. Sakamoto, Y. Momiyama** / Tokyo, Japan

2.26 Incessant focal atrial tachycardia originating from the right pulmonary vein with extreme short cycle length and variable exit block. **H. Hayashi, G. Sekita, Y. Nakazato, H. Daida, R. Schilling** / London, UK

2.27 Clinical implication of unipolar mapping for the slow pathway ablation in patient with typical AV node re-entry tachycardia and prolonged PR interval. **E. Zhelyakov, A. Ardashev** / Moscow, Russia

2.28 Transformation AVRT with concealed left AP to pseudo-PJRT due to elimination of the concealed antegrade slowly conduction phenomenon. **E. Zhelyakov, A. Ardashev, R. Ovchinnikov** / Moscow, Russia

2.29 Improved contact force and flexibility in a third generation irrigated remote magnetic navigation ablation catheter. **K.J. Gutleben, G. Nölker, S. Molatta, B. Körber, D. Horstkotte** / Bad Oeynhausen, Germany

11. MISCELLANEOUS

2.30 Q Wave Disappeared Temporally While Left Ventricle Was Diffuse Hypokinetic, and Appeared Again With Wall-Motion Recovery. **T. Hasegawa, T. Fuwa, A. Endo, N. Hirata, K. Suzuki, T. Takahashi, S. Nakagawa** / Tokyo, Japan

2.31 Blood pressure measurements comparison by auscultation and oscillometric methods in patients with atrial fibrillation and arterial hypertension. **G. Marinskis, A. Selmyte, J. Barysiene, D. Petrikonyte, J. Alunderyte, P. Narusis, A. Aidietis** / Vilnius, Lithuania

2.32 Heart remodeling in postmenopausal hypertensive women with metabolic syndrome and Moxonidine therapy. **E.A. Chubenko, O.D. Belyaeva, E.A. Bazhenova, O.A. Berkovich, S.E. Nifontov, E.I. Baranova, E.V. Shlyakhto** / Saint-Petersburg, Russia

2.33 Atrial fibrillation ablation with Amigo robotic arm: a comparison with manual navigation. **P. Carmo, F. Moscoso Costa, N. Lopes, R. Candeias, P. Adragao, D. Cavaco, P. Santos, E. Vaz, F. Morgado, M. Mendes** / Lisbon, Portugal

2.34 Preserved and reduced ejection fraction epidemiological regional study in Stockholm (PREFERS). **C. Hage, U. Löfström, M. Corbiasco, M. Eriksson, B. Persson, H. Wallén, Hans H. Persson, C. Linde** / Stockholm, Sweden



AF Association

Shipston on Stour CV37 1NL, PO Box 6219
+44 1789 867 502
info@afa-international.org
www.afa-international.org

The AF Association provides support, information and guidance to anyone affected by atrial fibrillation (AF). AF Association works in partnership with patients and clinical experts to advance the education of both the medical profession and the general public on the risks, detection and treatment of AF.



Arrhythmia Alliance (A-A)

Stratford Upon Avon CV37 8YL, PO Box 3697
+44 1789 867 501
info@aa-international.org
www.aa-international.org

Arrhythmia Alliance is a coalition of charities, professional medical organisations and industry groups that works to promote the timely diagnosis and effective management of arrhythmias. By raising awareness and campaigning for the improved detection and care of heart rhythm disorders, Arrhythmia Alliance aims to extend and improve the lives of the millions around the world that these conditions affect.



AthenaDiaX

Berlin Germany 13403, Saalmanstrasse 9
+39 348 7408397
info@rendintesa.it
www.athenadiax.com

AthenaDiaX sensor technology focuses on ECG recorders for patients at risk of heart rhythm disorders. Cardiac diagnostic for patients at risk of / in need of atrial fibrillation, stroke; unclear syncope, dizziness, palpitations; cardiac infarction, sudden cardiac death; heart rhythm disorders; impaired cardiac output; heart failure; post ablation monitoring; medication effectiveness monitoring. Physicians in clinical or ambulatory environments with the following specialities: electrophysiology, neurology, pediatric cardiology, rehabilitation, cardiac surgery and sports medicine.



BAYER S.p.A

Milan 20156, Viale Certosa 130
+39 02 39781
roberta.giudici@bayer.com
www.healthcare.bayer.com

The Bayer Group is a global enterprise with core competencies in the fields of health care, agriculture and high-tech materials. Bayer HealthCare, a subgroup of Bayer AG with annual sales of around EUR 20.0 billion (2014), is one of the world's leading, innovative companies in the healthcare and medical products industry and is based in Leverkusen, Germany. The company combines the global activities of the Animal Health, Consumer Care, Medical Care and Pharmaceuticals divisions. Bayer HealthCare's aim is to discover, develop, manufacture and market products that will improve human and animal health worldwide. Bayer HealthCare has a global workforce of 60,700 employees (Dec 31, 2014) and is represented in more than 100 countries. More information is available at www.healthcare.bayer.com.



BIOTRONIK ITALIA SpA

Vimodrone (MI) 20090, Via delle Industrie, 11
 +39 02 274394200
 info@biotronik.com
 www.biotronik.com

BIOTRONIK is a leading European manufacturer of medical technology with worldwide market presence and an unwavering patient focused philosophy. The company develops, manufactures and sells devices for cardiac rhythm management, ablation and vascular intervention. Its products aid the physician in saving lives and improving the quality of life for both patients and their families. BIOTRONIK maintains R&D and production sites in Europe and North America, and markets its products in more than 100 countries on all continents. BIOTRONIK employs approximately 7.000 dedicated professionals worldwide, representing over 50 nationalities.



BOEHRINGER-INGELHEIM ITALIA SpA

Milan 20139, Via Lorenzini 8
 +39 02 5355 558
 annalisa.gentili@boehringer-ingelheim.com
 www.boehringer-ingelheim.it

The Boehringer Ingelheim group is one of the world's 20 leading pharmaceutical companies. Headquartered in Ingelheim, Germany, Boehringer Ingelheim operates globally with 146 affiliates and a total of more than 47,700 employees. The focus of the family-owned company, founded in 1885, is researching, developing, manufacturing and marketing new medications of high therapeutic value for human and veterinary medicine. Social responsibility is an important element of the corporate culture at Boehringer Ingelheim. This includes worldwide involvement in social projects, such as the initiative "Making more Health" and caring for the employees. Respect, equal opportunities and reconciling career and family form the foundation of the mutual cooperation. In everything it does, the company focuses on environmental protection and sustainability. In 2014, Boehringer Ingelheim achieved net sales of about 13.3 billion euros. R&D expenditure corresponds to 19.9 per cent of its net sales.



CARDIAC RHYTHM NEWS

London SW6 5NR, 526 Fulham Road
 +442011368788
 noora@bibamedical.com
 www.cardiacrhythmnews.com

Cardiac Rhythm News is a specialised, quarterly, newspaper dedicated to cardiac rhythm management specialists. It contains the latest news, opinion from thought leaders, summaries of cutting-edge research, expert analysis, conference coverage and updates on the latest products in the heart rhythm world. Contact details: Editorial Angela Gonzalez, angela@bibamedical.com Advertising - Noora Lobo, noora@bibamedical.com



Cardiofront LLC

Kansas 66223, 135th Street, Suite#264, Overland Park, KS
 913-660-9420
 ramarao@jafib.com
 www.jafib.com

Journal of Atrial Fibrillation (JAFIB) is an open access journal with a special focus on physician and patient education. JAFIB publishes Featured Reviews, Original Research, Case Reports Journal Reviews and Editorials on atrial arrhythmias or any other interesting cases related to electrophysiology.



CLABER SRL

Vicenza 36031, Strada Cattane 10-12
+39 0444964807
clabersrl@pec.claber-med.com

The Company Claber srl has its registered office and place of business in Vicenza, Strada Cattane n. 12. Here are the offices, which occupy an area of about 500 square meters and warehouse occupying a total area of about 600 square meters. Claber has business of reselling products exclusively for the areas of physical therapy, anesthesia, intensive care, urology, cardiac surgery, general and specialized surgery, cardiology and interventional radiology. Commercial activity is developed in the regions of Emilia Romagna, Lombardia, Piemonte, Valle d'Aosta, Trentino Alto Adige, Veneto and Friuli Venezia Giulia.

In 2010 Claber srl has obtained the certification of Quality - ISO 9001 (2008), ISO 13485 (2012) and EN 46001 the certifying (IMQ). CLABER srl is able to ensure a consistent and effective technical assistance which is carried out by our product specialists and commercial office (customer service). On the basis of the requests / inputs received, they will provide timely information about improvements in the production, information for the description and encoding of the material, technical updates to the medical staff.

The company is also able to provide after-sales support with educational materials, paper, electronic and / or audiovisual. We are also able to deliver material particularly urgent within 24 hours of receipt of the order and / or replace components of the toolkits, delivered on loan for use, possibly worn out, taking advantage of our employees / specialists / employees of the area, which will be also available whenever required to provide every possible support to the good use of our toolkits and systems and will provide assistance if necessary during surgery.



Daiichi Sankyo Europe GmbH

Munich 81379, Zielstattstr. 48
patrick.verhoeven@daiichi-sankyo.eu
www.daiichi-sankyo.eu

Daiichi Sankyo Group is dedicated to the creation and supply of innovative pharmaceutical products to address diversified, unmet medical needs of patients in both mature and emerging markets. With over 100 years of scientific expertise and a presence in more than 20 countries, Daiichi Sankyo and its 17,000 employees around the world draw upon a rich legacy of innovation and a robust pipeline of promising new medicines to help people. In addition to its strong portfolio of medicines for hypertension, dyslipidemia, bacterial infections, and thrombotic disorders, the Group's research and development is focused on bringing forth novel therapies in cardiovascular-metabolic diseases, pain management, and oncology, including biologics.



FIAB SpA

Vicchio 50039, Via P. Costoli, 5
+39 055 8497984
donatella.nicolodi@fiab.it
www.fiab.it

FIAB SpA is an Italian Company manufacturing and marketing worldwide devices and accessories for temporary cardiac pacing and electrophysiology. Leader manufacturer of esophageal cardiac stimulation devices, FIAB has developed and patented the system Esotest for the esophageal temperature monitoring during AF ablation procedures.



H. + H. Maslanka Chirurgische Instrumente GmbH

Tuttlingen 78532, Stockacherstraße 172
 +49 (0) 74619607-0
sarahreder@maslanka.de
www.maslanka.de

H. + H. Maslanka Chirurgische Instrumente GmbH was founded in 1974. With over 40 years of experience in the field of medical technology, Maslanka is synonymous with high-quality products and developments across the whole endoscopy sector. Our clients include medical technology companies, pharmaceutical firms, hospitals and physicians. Maslanka offers customer-specific designs and production facilities based in Germany.



Johnson & Johnson Medical SpA – Div. Biosense Webster

Pratica di Mare (RM) 00040, Via del Mare, 56
 +39 6 911941
webitaly@its.jnj.com
www.jnjmedical.it

Biosense Webster, a division of Johnson & Johnson Medical SpA, is an international leader in the development, production and marketing of innovative solutions for the diagnosis and treatment of cardiac arrhythmias. Its product portfolio is among the largest in the sector and is supported by a series of services ranging from clinical support to education, from trainings for new users to the organization of scientific seminars



MEDICO S.p.A.

Rubano (PD) 35030, Via Pitagora 15
 +390498976755
info@medicoweb.com
www.medicoweb.com

Medico is an Italian manufacturing Company devoted to Cardiac Rhythm Management. Thanks to an established tradition of commitment, passion and technological evolution, Medico spa continues to be at the forefront of progress in cardiac pacing. Pacing devices and Cardiac resynchronization systems have been designed and developed to ensure top medical technology, allowing the physicians to suit the pacing therapy to the needs of every single patient. Our exclusive TVI and i-ECG signals can be considered as an eye inside the heart: cardiac mechanic and electric function are both constantly controlled to provide hemodynamic monitoring in the long term. Come to visit us! We'll show you more details.



Medtronic Italia S.p.A

Milan 20156, Via Varesina 162
 +39 02241371
crdm.marketing.italy@medtronic.com
www.medtronic.com

Medtronic is the global leader in medical technology, alleviating pain, restoring health and extending life for millions of people around the world. With deep roots in the treatment of heart disease, Medtronic now provides a wide range of products and therapies – every three seconds, another life is improved by a Medtronic product or therapy. The company was founded in 1949 in Minneapolis, Minnesota, USA, by Earl E. Bakken and Palmer J. Hermundslie. Medtronic has been present in Europe since 1967.



Pfizer srl

Rome 00188, Via Valbondione 113
+39.0633182.1
www.pfizer.it
www.pfizer.it

Pfizer is dedicated to better health and greater access to healthcare for people. Its purpose is helping people live longer, healthier, happier lives and the route to that purpose is through discovering and developing breakthrough medicines; providing information on prevention, wellness, and treatment; consistent high-quality manufacturing of medicines; and global leadership in corporate responsibility. Pfizer products are available in more than 150 countries. The company presence in Italy dates back to 1955. www.pfizer.it



PLACE 2015

Rome 00187, Palazzo Colonna - Piazza Santi Apostoli, 66
+39 0541 305811
cardiac@adriacongrex.it
www.ace-web.org

PLACE 2015, Platform of Laboratories for Advances in Cardiac Experience is the evolution of ACE - Advances in Cardiac Electrophysiology. An Event that turns into a Platform, a dynamic "place" that interacts in both time and space within our scientific community. Laboratory, namely a multidisciplinary whole of diverse knowledge, experimentally exchanging views with its own target, looking at the several Advances we live and witness daily, among the different scenarios of the Cardiac Experience.



SANOFI S.p.A.

Milan 20158, Viale Luigi Bodio 37/b
+39 02 39394379
ambra.zaltieri@sanofi.com
www.sanofi.it

Sanofi, a global healthcare leader, discovers, develops and distributes therapeutic solutions focused on patients' needs. Sanofi has core strengths in diabetes solutions, human vaccines, innovative drugs, consumer healthcare, emerging markets, animal health and Genzyme.



SORIN Group

Milan 20159, Via Benigno Crespi 17
+39 02 69465 211
patrizia.garavaglia@sorin.com
www.sorin.com

Sorin Group (www.sorin.com), is a global medical device company and a leader in the treatment of cardiovascular diseases. The Company develops, manufactures and markets medical technologies for cardiac surgery and for the treatment of cardiac rhythm disorders. With 3.900 employees worldwide, the Company focuses on two major therapeutic areas: Cardiac Surgery (cardiopulmonary products for open heart surgery and heart valve repair or replacement products) and Cardiac Rhythm Management (pacemakers, defibrillators, cardiac resynchronization devices). Every year, over one million patients are treated with Sorin Group devices in more than 100 countries.



St. Jude Medical Italia Spa

Agrate Brianza (MB) 20864, CDC Colleoni Palazzo Andromeda 20/3
 +39 039607471
 lresnati@sjm.com
 www.sjm.com

St. Jude Medical was founded in 1976 in St. Paul, Minnesota, USA, as a pioneering manufacturer of bi-leaflet implantable mechanical heart valves. Our innovative heart valve design soon became the "gold standard" for mechanical heart valves. Since its first major acquisition of Pacemaker™ in 1994, St. Jude Medical has continued to grow into a global leader in cardiac and neurological device technology, broadening our product portfolio through internal development and strategic acquisitions. We are driven by our vision and mission to transform the treatment of expensive epidemic diseases, including atrial fibrillation, heart failure, stroke, coronary artery disease, congenital heart defects, Parkinson's disease and chronic pain. St. Jude Medical is uniquely positioned to achieve our goal by providing innovative solutions that reduce the economic burden of costly diseases on health care systems worldwide and provide improved outcomes for patients.



Syncope Trust And Reflex anoxic Seizures (STARS)

Stratford Upon Avon CV37 8YD, PO Box 175
 +44 1789 867 503
 info@stars-international.org
 www.stars-international.org

STARS is the leading patient advocacy organisation providing guidance and information on syncope, a common cause of unexplained blackouts or faints. STARS aims to ensure that anyone with unexplained loss of consciousness receives timely diagnosis, effective treatment, support and direction to appropriate medical professionals.



Wisepress Medical Bookshop

London SW19 2JL, 25 high path
 +442087151812
 marketing@wisepress.com
 www.wisepress.com

Wisepress are Europe's principal conference bookseller. We exhibit the leading books, sample journals and digital content relevant to this meeting. Books may be purchased at the booth, and we offer a postal service. Visit our online bookshop for special offers and follow us on Twitter for the latest news @WisepressBooks.



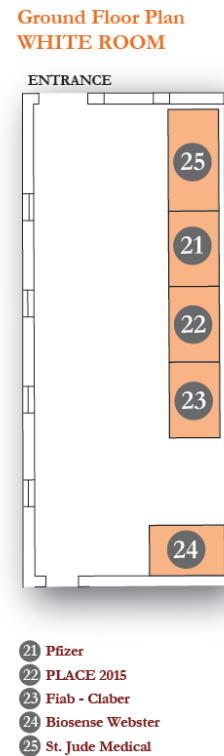
XVII International Symposium on Progress in Clinical Pacing

Rome, 00183, Regional Research Center on Cardiac Arrhythmias
 S.Filippo Neri Hospital- Via G. Martinotti, 20
 +39 06 3387744
 m.santini@rmnet.it
 www.pacing2016.com

XVII International Symposium on Progress in Clinical Pacing 2016 will be held in Rome, Italy on November 29 - December 2, 2016, under the auspices of the most important International Scientific Societies. The Scientific Program will deal with the most interesting topics, technological innovations, new diagnostic and therapeutic technique, health economy. The expected faculty will include more than 500 scientists coming from various Continents. Furthermore there will be organized once more, the Course for Allied Professionals which is usually attended by more than 300 nurses and technicians.

VENICE 2015 ARRHYTHMIAS

October 16 - 18
14th EDITION



See you at



A VENICE 2017 **S**
ARRHYTHMIAS

OCTOBER 25-27 2017

www.venicearrhythmias.org